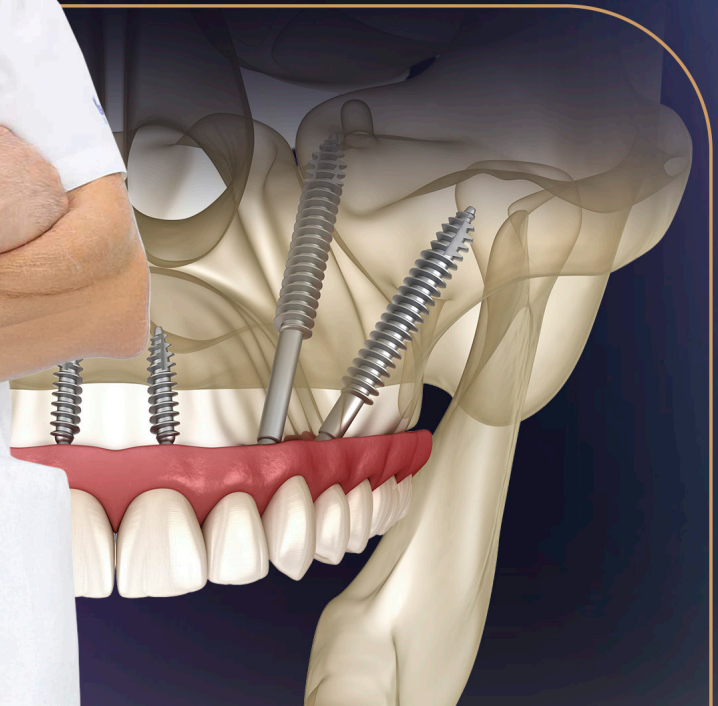



ZYGOMATIC & PTERYGOID IMPLANT CADAVER WORKSHOP

04th - 05th September 2026
ICLO Teaching and Research
Center, Verona





Dr.
Costa
NICOLOPOULOS


ZYGOMATIC & PTERYGOID IMPLANT CADAVER WORKSHOP

Dr. Costa Nicolopoulos

BDS *cum laude*, FFD(SA)MFOS qualified as a dentist in 1984 receiving his dental degree “cum laude” from Wits University, Johannesburg, South Africa. He received numerous awards including the Gold Medal of the Dental Association of South Africa for the most outstanding graduate. In 1990 he completed his 4-year full time postgraduate Maxillo-Facial & Oral Surgery training at Wits University and was awarded FFD from the College of Medicine of South Africa.

Since 1991 he is in *full time specialist Maxillo-Facial & Oral Surgery* private practice concentrating on immediate loading of dental implants. To date he has placed over 50.000 dental implants. In 2012 he established the SameDay® Dental Implants Clinic in Dubai which is also the Branemark Osseointegration Center as well as the ZAGA Zygo Implant Center Dubai .

Dr. Costa has published internationally and is a contributing author to *2 implant books*.



Dr.
Costa
NICOLOPOULOS

ZYGOMATIC & PTERYGOID IMPLANT CADAVER WORKSHOP



Theory

- The ZAGA (Zygoma Anatomy Guided Approach) concept for patient specific treatment.
- Relevant surgical anatomy of the midface with specific focus on the Zygoma and Pterygo-maxillary regions.
- Zygomatic and Pterygoid surgical techniques.
- Zygomatic implant site development and osteotomy optimisation using the ZAGA conservative osteotomy approach, as well as Osseodensification to densify/preserve the remaining bone and at the same time maintain sinus membrane integrity in order to prevent sinus complications

- ZAGA clinical case presentations to demonstrate the different implant osteotomies & surgical techniques:

The need for placing both Zygomatic as well as Pterygoid in implants;

The surgical technique for placing Pterygoid implants;

Complications - prevention and management of both Zygomatic & Pterygoid implants.

Hands-on Zygo & Pterygoid Surgery

- ▶ Participants will be able to place both Zygomatic & Pterygoid implants on a customised midface model which will have varying degrees of atrophy from ZAGA 0 to ZAGA 4 on the same model.
- ▶ Participants will be able to place both Zygomatic & Pterygoid implants in cadaver heads.



Learning Objectives

By the end of this two-day course, participants will be able to:

1 **Comprehend** the ZAGA (Zygoma Anatomy Guided Approach) and its implementation for patient specific treatment.

4 **Understand** how to place Pterygoid implants

2 **Learn** the relevant clinical/surgical anatomy of the midface with reference to the Zygoma and Pterygoid process of the Sphenoid bone.

5 **Appreciate** Zygomatic implant site development and osteotomy optimisation using the ZAGA conservative osteotomy approach, as well as osseodensification to densify/preserve the remaining bone and at the same time maintain sinus membrane integrity.

3 **Understand** the different ZAGA implant osteotomies.

6 **Recognize, manage and prevent** complications during and after Zygomatic & Pterygoid implant therapy procedures.

COURSE SCHEDULE

DAY 1

08:00 - 10:00

- » The original Zygoma technique and its problems.
- » The ZAGA solution.
- » Surgical anatomy of the Zygoma region.
- » Surgical techniques for ZAGA 0, 1, 2, 3 & 4.

10:00 - 10:30

- » **Coffee Break**

10:30 - 13:00

- » Surgical anatomy of the Pterygoid region.
- » Surgical technique for Pterygoid implants.
- » Why do we need both Zygomatic & Pterygoid implants.
- » Case reports showing surgical techniques for the different ZAGA cases.

13:00 - 14:00

- » **Lunch**

14:00 - 16:00

- » Case reports showing surgical techniques of different ZAGA cases including Pterygoid implants.

16:00 - 16:30

- » **Coffee Break**

16:30 - 18:00

- » Zygo Complications - prevention & management.
- » Pterygoid Problems - prevention & management .
- » **Conclusion.**

COURSE SCHEDULE

DAY 2

08:00 - 11:00

» Model Zygo & Pterygoid Surgery

11:00 - 12:00

» Lunch

12:00 - 17:00

» Cadaver Zygo & Pterygoid Workshop



Gala Dinner at Ristorante Maffei



ZYGOMATIC & PTERYGOID IMPLANT CADAVER WORKSHOP

EARLY BIRD

for the first 10 registrations

2.400 EUR + VAT

REGULAR PRICE

2.600 EUR + VAT

**Monthly payment plan available*



26
seats



Language
English



ICLO,
Verona

Contact details:

office@32academy.ro

+40 791 013 517

www.32academy.ro



3 2 A C A D E M Y