



▼

Deleted[Kiara Soni]: <sp>



South Africa - Headquarters: 1 Albert Road, Irene, 0062, RSA
T: +27-12-667-1046 | E: info@southernimplants.com

Subsidiaries

Australia
Southern Implants Australia
T: +61-(0)-8-9466-2627
E: info@southernimplants.com.au

Spain and Portugal
Southern Implants Iberica
T: +34 935 053 507
E: info@southernimplants.es

EC REP

Southern Implants Europe AB: Holmgatan 30, S-791 71 Falun, Sweden
T: +46 23 13300 | E: ecrep@southernimplants.com

CH REP

MedEnvoy Switzerland: Gotthardstrasse 28, 6302 Zug, Switzerland

United Kingdom and Ireland
Southern Implants UK
T: +44-20 8059 4490
E: info@southernimplants.co.uk

USA and Canada
Southern Implants North America Inc.
T: +1-561-472-0990
E: customercare@southernimplants.com

Description

Custom Abutment Base (CAB) abutments are pre-manufactured titanium dental abutments that can be connected directly to an endosseous implant for use as an aid in prosthetic rehabilitation. They can be scanned directly using an intraoral or a model scanner. They are anodised a gold colour and are available in engaging and non-engaging versions. Engaging versions are indicated for single implant cases.

Intended use

Southern Implants dental abutments are intended to be used in the Maxilla or Mandible for supporting a prosthesis on endosseous implant in order to restore chewing function for the patient.

Indications for use

Applicable for the Deep Conical (DC) Implants and Accessories

Southern Implants Dental Implants are intended for both one- and two-stage procedures in the following situations and with the following clinical protocols:

- replacing single and multiple missing teeth in the mandible and maxilla,
- immediate placement in extraction sites and in situations with a partially or completely healed alveolar ridge
- immediate loading in all indications, except in single tooth situations on implants shorter than 8mm or in soft bone (type IV) where implant stability may be difficult to obtain, and immediate loading may not be appropriate

The intended use for 3.0 Deep Conical implants is limited to replacement of maxillary lateral incisors and mandibular incisors.

Applicable for the Provata Implant System

The Provata Implant System is intended for surgical placement in the upper or lower jaw to provide a means for prosthetic attachment of crowns, bridges or overdentures utilizing delayed or immediate loading. The Provata Implant System is intended for immediate function when good primary stability with appropriate occlusal loading is achieved.

Compatibility information

Southern Implants’ implants should be restored with Southern Implants’ components. The Custom Abutment Bases (CAB) Abutments are available in 3 implant / abutment connections. The abutment code and connection type can be identified by the specific abbreviations in the product codes. Range identifiers are summarised in Table A.

Table A - Compatible

Implant connection type	Compatible device
Deep Conical (DC)	Parts labelled CAB-DC(Ø)
Internal Hex (M)	Parts labelled CAB-M (engaging component used with Ø3.75mm, Ø4.2mm and Ø5.0mm platform)
	Parts labelled CAB-NM (non-engaging component used with Ø3.75mm, Ø4.2mm and Ø5.0mm platform)
	Parts labelled CAB-M-P45 (used with Ø5.0 platform during platform matching procedures)
Internal Hex PROVATA® (M / Z)	Parts labelled CAB-M (engaging component used with Ø4.0mm, Ø5.0mm and Ø6.0mm platform)
	Parts labelled CAB-NM (non-engaging component used with Ø4.0mm, Ø5.0mm and Ø6.0mm platform)
	Parts labelled CAB-M-P45 (used with Ø5.0 and Ø6.0mm platforms during platform matching procedures)
	Parts labelled CAB-Z (used with Ø7.0, 8.0 and 9.0mm platforms)

Custom Abutment Base (CAB) Abutments are not packed with their corresponding screws. See Prosthetic Screw Instructions for use (CAT-8068) for recommended screw torques.

Storage, cleaning and sterilisation

The Custom Abutment Bases (CAB) Abutments are delivered sterile and intended for single use prior to the expiration date (see packaging label). Sterility is assured unless the pouch or seal is damaged or opened. Do not re-sterilize or autoclave these components.

The product must be stored in a dry place in the original packaging at room temperature and not exposed to direct sunlight. Incorrect storage may influence device characteristics.

Contraindications

Do not use in patients:

- who are medically unfit for dental implant procedures
- who are allergic or have hypersensitivity to pure titanium, titanium alloy (Ti-6Al-4V) or polyetheretherketone (PEEK)
- where adequate numbers of implants could not be placed to achieve full functional support for a prosthesis

Warnings

THESE INSTRUCTIONS ARE NOT INTENDED AS A SUBSTITUTE FOR ADEQUATE TRAINING

For the safe and effective use of dental implants it is strongly suggested that training be undertaken, including hands-on training to learn proper technique, biomechanical requirements and radiographic evaluations.

Responsibility for proper patient selection, adequate training, experience in the placement of implants, and providing appropriate information for informed consent rests with the practitioner. Improper technique can result in implant failure, damage to nerves/vessels and/or loss of supporting bone.

Cautions

New and experienced Implant users should do training before using a new system or attempting to do a new treatment method.

Take special care when treating patients who have local or systemic factors that could affect the healing of the bone and soft tissue (i.e. poor oral hygiene, uncontrolled diabetes, are on steroid therapy, smokers, infection in the nearby bone and patients who has orofacial radiotherapy).

Thorough screening of prospective implant candidates must be performed including:

- a comprehensive medical and dental history
- visual and radiological inspection to determine adequate bone dimensions, anatomical landmarks, occlusal conditions, periodontal status, and adequacy of bone
- bruxism and unfavourable jaw relations must be taken into account

Proper pre-operative planning with a good team approach between well trained surgeons, restorative dentists and lab technicians is essential for successful implant treatment. Minimizing the trauma to the host tissue increases the potential for successful osseointegration. The post must not be reduced below a minimum height of 4mm in single implant cases. No additional angular correction is intended for the abutments. Electro-surgery should not be attempted around metal implants, as they are conductive.

During surgery

Care must be taken that parts are not swallowed during any of the procedures, thus rubber-dam application is recommended when appropriate.

Care must be taken to apply the correct tightening of abutments and abutment screws. Do not exceed recommended tightening torque for the abutment screw (refer to Prosthetic Screw Instructions for use CAT-8068 for recommended screw torques). Overtightening of the abutment may lead to screw fracture.

Post-surgery

Regular patient follow-up, and proper oral hygiene must be achieved and are essential for favourable long-term results.

Notice regarding serious incidents

Any serious incident that has occurred in relation with the device must be reported to the manufacturer of the device and the competent authority in the member state in which the user and/or patient is established.

The contact information for the manufacturer of this device to report a serious incident is as follows:
sicomplaints@southernimplants.com.

Materials

- CAB Abutment:Commercially pure titanium (grade 4) or titanium alloy Ti-90%, Al-6%, V-4% (grade 5)
- Abutment screws:Titanium alloy Ti-90%, Al-6%, V-4%
Gold Alloy Au-61%, Ag-16.5%, Pt-13.5%, Cu-9%

Disposal

Disposal of the device and its packaging: follow local regulations and environmental requirements, taking different contamination levels into account. When disposing of spent items, take care of sharp drills and instruments. Sufficient PPE must be used at all times.

Magnetic Resonance (MR) Safety

Custom Abutment Bases (CAB) Abutments have not been evaluated for safety and compatibility in the MR environment. It has not been tested for heating, migration, or image artefact in the MR environment. The safety of the Custom Abutment Bases (CAB) Abutments in the MR environment is unknown. Scanning a patient who has this device may result in patient injury.

Disclaimer of liability

This product is part of the Southern Implants® product range and should only be used with the associated original products and according to the recommendations as in the individual product catalogues. The user of this product has to study the development of the Southern Implants® product range and take full responsibility for the correct indications and use of this product. Southern Implants® does not assume liability for damage due to incorrect use. Please note that some Southern Implants® products may not be cleared or released for sale in all markets.























Basic UDI

Product	Basic-UDI Number
Basic-UDI for Metal Abutments	60095440387296
Basic-UDI for MA Direct Abut. Titanium	6009544050117Q

Related literature and catalogues

- CAT-2042 – Deep Conical Implants Product Catalogue
- CAT-2043 – Internal Hex Implants Product Catalogue
- CAT-2060 – PROVATA® Implants Product Catalogue
- CAT-8068 – Southern Implants® Prosthetic Screws Instruction for Use

Symbols and warnings

 Manufacturer: Southern Implants® 1 Albert Rd, P.O Box 605 IRENE, 0062, South Africa. Tel: +27 12 667 1046	 CE mark	 Prescription device*	 Sterilised using irradiation	 Non-sterile	 Use by date (mm-yy)	 Do not reuse	 Do not resterilise	 Catalogue number	 Batch code	 Medical device	 Authorised representative in the European Community
 Authorised representative for Switzerland	 Date of manufacture	 Magnetic Resonance conditional	 Magnetic Resonance safe	 Single sterile barrier system with protective packaging inside	 Single sterile barrier system	 Consult instruction for use	 Caution	 Keep away from sunlight	 Do not use if package is damaged		

* Prescription device: Rx only. Caution: Federal Law restricts this device to sale by or on the order of a licenced physician or dentist.
Canada licence exemption: Please note that not all products may have been licensed in accordance with Canadian law.

All rights reserved. Southern Implants®, the Southern Implants® logotype and all other trademarks used in this document are, if nothing else is stated or is evident from the context in a certain case, trademarks of Southern Implants®. Product images in this document are for illustration purposes only and do not necessarily represent the product accurately to scale. It is the responsibility of the clinician to inspect the symbols that appear on the packaging of the product in use.