



**SOUTHERNIMPLANTS®**

Innovative Treatment Solutions

## **Single Platform** Implants Product Catalogue





Southern Implants® is a leading provider of unique and innovative dental implant products with a focus on top-end professional users who want more choices. Southern's expertise in research, development and manufacturing of dental implants allows us to provide Innovative Treatment Solutions that will reduce treatment times and improve patient outcomes.

Striving for excellence and meeting customer needs, has led to our wide product range characterised by Unique and Innovative products which include:

- Multiple interfaces, to suit customer preference.
- INVERTA® implant, featuring a Body-Shift™ design, engineered for primary stability and suitable for immediate loading.
- Co-Axis®, Subcrestal Angle Correction® implants, available in angulations of 12°, 24° and 36° and various internal and external connections.
- MAX implant, specifically designed for immediate molar tooth replacement.
- The ZYGAN®, ZYGEX and ZYGIN implants for severely resorbed maxilla and craniofacial reconstruction.
- The Machined Surface Coronally (MSC) dental implant surface treatment offers practitioners an innovative way to take advantage of the best characteristics of both smooth and moderately rough implant surfaces.

Our product portfolio is in synchronised evolution with protocol improvements and technological advances.

My sincere thanks to all specialists, dentists and technicians who put their trust in our company.

  
**Graham Blackbeard**  
Managing Director, Southern Implants

CONTENTS

● **Ø3.5, Ø4.0 and Ø5.0 SP1 Implants** (standard interface)..... Page 04  
Implants, Site Preparation and Surgical Components..... Page 04  
Direct Prosthetic Flowchart..... Page 05  
Indirect Prosthetic Flowchart..... Page 06

● **Ø5.0 Platform-Matched Interface Prosthetics**..... Page 07  
Prosthetic Flowchart..... Page 08

**Instrument Trays**  
SP1 Freehand Surgical Tray..... Page 09  
SP1 Guided Surgery Tray (8 - 13 mm implants)..... Page 10

**Instruments:** Mucosal Depth gauge markings..... Page 12  
**Drills:** Tapered drill markings..... Page 12  
**Placement Tools:** Placement tool depth markings..... Page 12

Implant Dimensions and Information..... Page 13

**Drill Information**  
Single use drills..... Page 14  
Reusable drills..... Page 15

SP1 Features..... Page 16

Southern Implants goes Green..... Page 18

Explanation of Symbols..... Page 19

For more information scan the below



or visit

**SOUTHERNIMPLANTS.COM**

## Ø3.5 / Ø4.0 / Ø5.0 mm Implants



MSC-SP35xx



MSC-SP40xx



MSC-SP50xx

(where xx is implant length)

### Implants are available in lengths of:

**NOTE:** implant dimensions and information - page 13.

ITEM CODE	IMPLANT LENGTHS (in mm)
MSC-SP35	08 / 10 / 11 / 13 / 16 / 18 / 20
MSC-SP40	08 / 10 / 11 / 13 / 16 / 18 / 20 / 22 / 24
MSC-SP50	08 / 10 / 11 / 13 / 16 / 18

### Site Preparation Sequence

(illustrations are for 11 mm implants)

#### Ø3.5 mm implants (MSC-SP35xx)

Soft Bone

Dense Bone

#### Ø4.0 mm implants (MSC-SP40xx)

Soft Bone

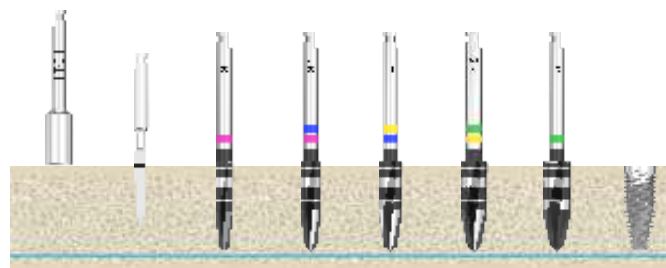
Dense Bone

#### Ø5.0 mm implants (MSC-SP50xx)

Soft Bone

Dense Bone

ITC1/ITC5  
 D-3Spade-1.8M  
 Ø3.0 mm  
 Ø3.5 mm  
 Ø4.0 mm  
 Ø4.5 mm  
 Ø5.0 mm



**NOTE:** site preparation sequence recommended by Southern Implants® does not replace the judgement and experience of the surgeon.

### Surgical Components

#### Cover Screw

CS-SP



#### Healing Abutments

HA-SP45-x.x

Ø4.5



2.5/3.5/4.5/5.5  
lengths

HA-SP50-x.x

Ø5.0



2.5/3.5/4.5/5.5  
lengths

(where x is length)



## DIRECT

Healing  
Abutments

HA-SP45-x.x



2.5/3.5/4.5/5.5

HA-SP50-x.x



2.5/3.5/4.5/5.5

(where x is  
collar height)Impression  
CopingsIC-SP45  
(pick-up)ICT-SP45  
(transfer)IC-SP50  
(pick-up)ICT-SP50  
(transfer)SFT-SP  
(scanning filig)

Titanium

Laboratory  
Analogues

LAD-SP

(analogue  
and  
digital)Prosthetic  
ComponentsTC-SP  
(engaging)

1.5 mm

1.5 mm collar

\*Packaged with titanium screw

TC-NSP  
(non-engaging)

1.5 mm collar

SIB-SP-43C1.5  
(engaging)  
SIB-NSP-43C1.5  
(non-engaging)Ø4.3 platform  
1.5 mm collarSIB-SP-43C3  
(engaging)  
SIB-NSP-43C3  
(non-engaging)Ø4.3 platform  
3 mm collarSIB-SP-48C3  
(engaging)  
SIB-NSP-48C3  
(non-engaging)Ø4.8 platform  
3 mm collarSIB-SP-48C5  
(engaging)  
SIB-NSP-48C5  
(non-engaging)Ø4.8 platform  
5 mm collar

\*Packaged with titanium screw

TIB-SP-C1.5  
(engaging)

1.5 mm collar

TIB-SP-C3  
(engaging)

3 mm collar

TIB-NSP-C1.5  
(non-engaging)

1.5 mm collar

TIB-NSP-C3  
(non-engaging)

3 mm collar

\*Packaged with titanium screw

ASC-SP



(packed with screw)

Angulated Screw  
Channel  
AbutmentPA-SP  
(engaging)  
PA-NSP  
(non-engaging)

1 mm

4-Piece Kit  
(packed with screw)

## Passive Abutment Screws

PA-SP-16T



Titanium

TORQUE:  
32 Ncm  
Head diameter:  
2.40 mm

PA-SP-16B



Brass \*

\*(Blackened and  
for laboratory  
use only)  
(finger tighten)Retaining  
Screws

TS-SP-16



Titanium

Torque:  
32 Ncm  
Head diameter:  
2.0 mm

BS-SP-16



Brass \*

\*(Blackened and  
for laboratory  
use only)

## ASC Abutment Screw

TS-SP-ASC



Titanium

Torque  
20 NcmPA-SP-P  
(engaging)  
PA-NSP-P  
(non-engaging)(plastic sleeve  
sold separately)

NOTE: refer to CAT-1189 for Equator overdenture abutments.

## INDIRECT

Compact  
Conical  
Abutment

MC-SP-x



1.5/2.5/3.5/4.5

MC-SP-17D-x



1.5/2.5/3.5

Packed with  
TS-SP-MC  
Screw torque:  
20 Ncm

MC-SP-30D-x



2.5/3.5

Packed with  
TS-SP-MC  
Screw torque:  
20 Ncm

(where x is  
collar height)

Healing  
Caps

HMCx



4/6

OR

HMC17-x



4/6

Impression  
CopingsCMC1  
(pick-up)CMC2  
(transfer)CMC-ZG-2  
(transfer)SFT-MC-48  
(scanning flag)

Titanium

Laboratory  
Analogues

LSMC1



LAD-MC

(digital  
analogue)Prosthetic  
Components

GMC1



Gold

TMC1

Titanium  
1 mm collar

TMC5

Titanium  
5 mm collar

PKR-MC-48



PEEK\*

\*Screw torque:  
10 - 15 Ncm

SIB-TMC1



1 mm collar

PA-MC-48  
(passive abutment)ASC-TMC1  
(angulated screw channel abutment)

(packed with screw)

Retaining  
Screws1 Series  
Screws

1.22 Hex

TSH1

TORQUE:  
10 - 15 Ncm

BSH1\*

\* (Blackened and  
for laboratory  
use only)

TST1-ASC

TORQUE:  
10 - 15 Ncm

## Screw Head Connection

Hex



## NOTE:

- always ensure that the correct screw is used for the relevant implant and component.

In applications of the SP1 Ø5 mm implants, the platform matched approach is recommended. This approach uses the maximum implant platform dimension, in order to give the single tooth prosthetics greater stability.

The platform matched approach is indicated when:

- restoring a single posterior tooth.
- the patient is known to have a very strong bite and bruxism is present.
- the occlusal table of the crown will be significantly larger than that of the implant and abutment (Fig. 1).
- excessive cantilevers can't be avoided (Fig. 2).

**Warning:** these platform matched prosthetics are not compatible with SP1 Ø3.5 or Ø4 mm implants.

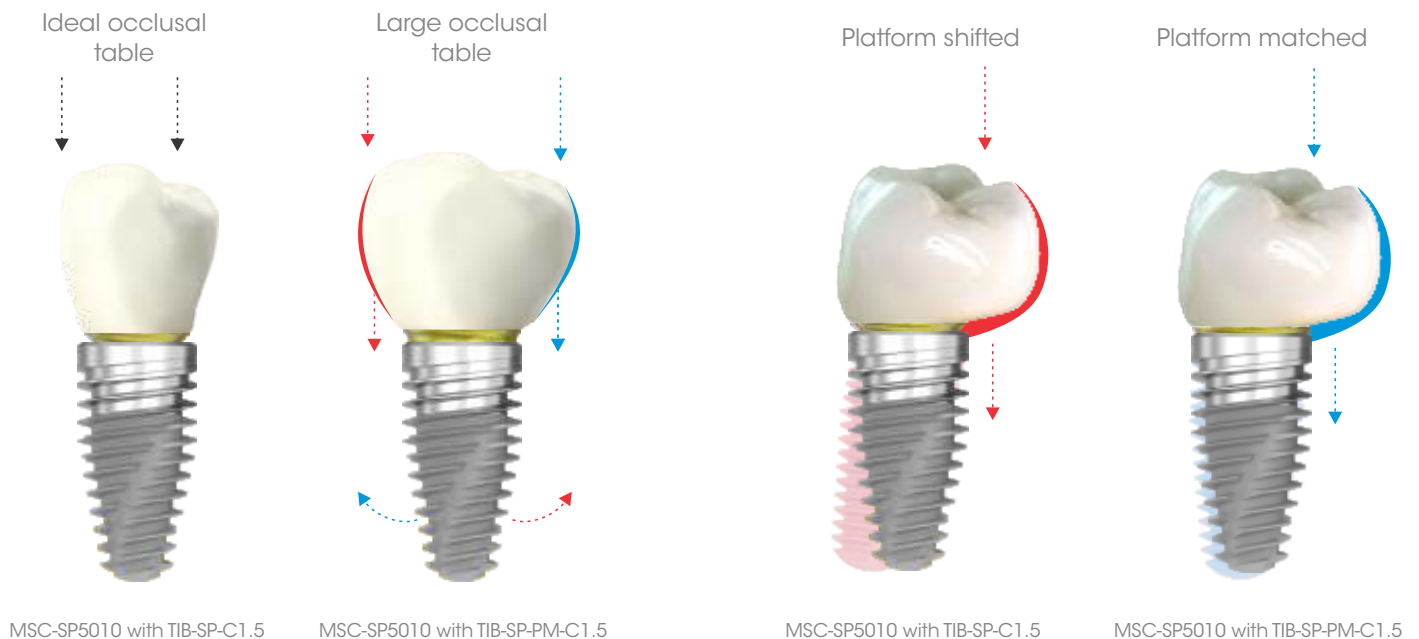
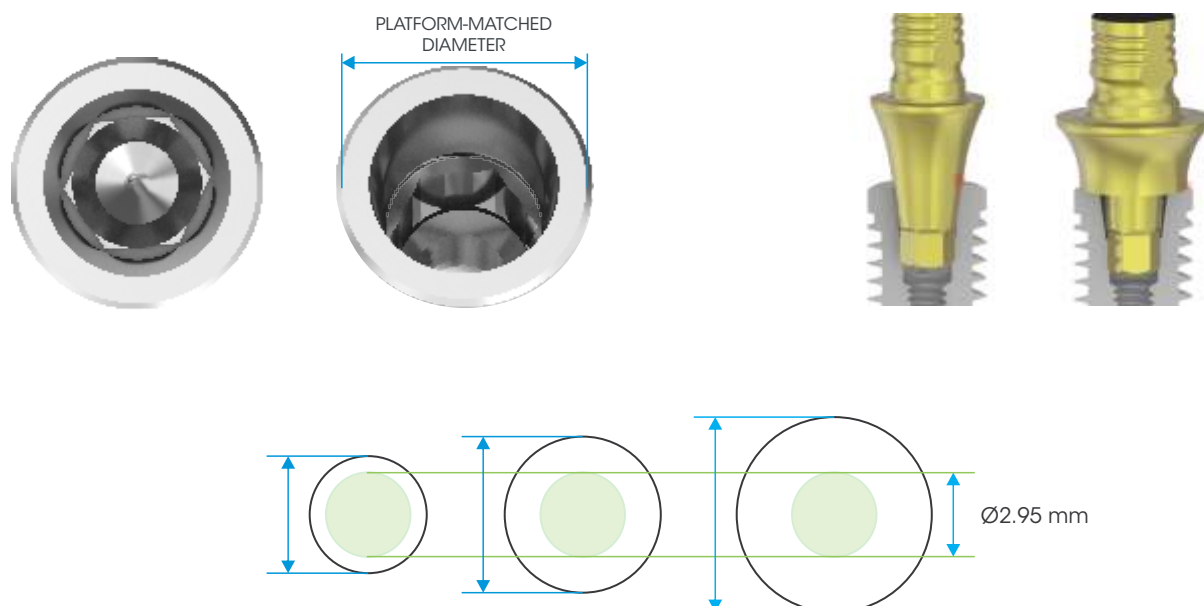
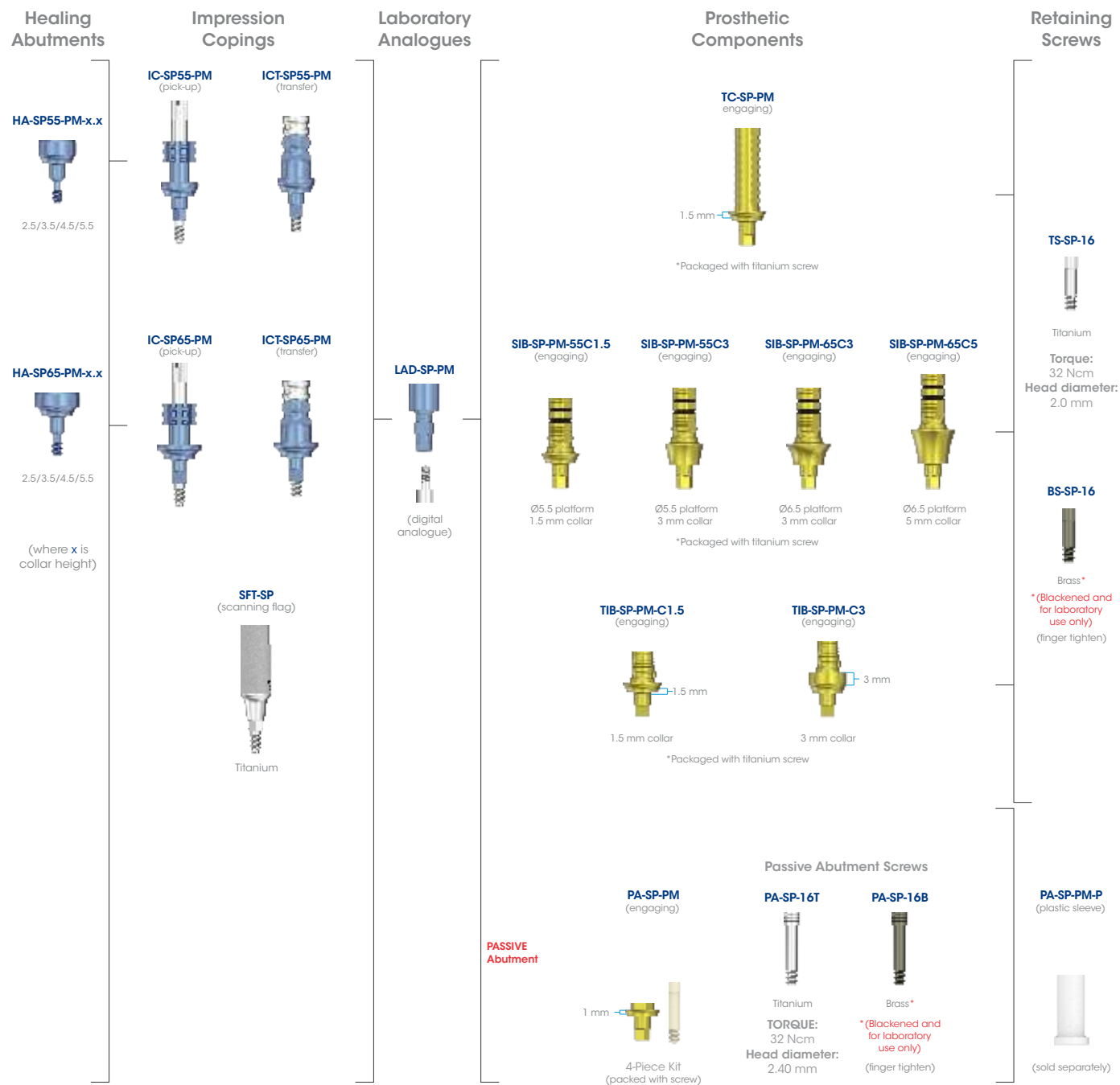


Fig. 1: with large occlusal tables, maximise the platform dimension with platform matched components.

Fig. 2: excessive cantilevers - use platform matched components to compensate for non-ideal crown-implant ratios.

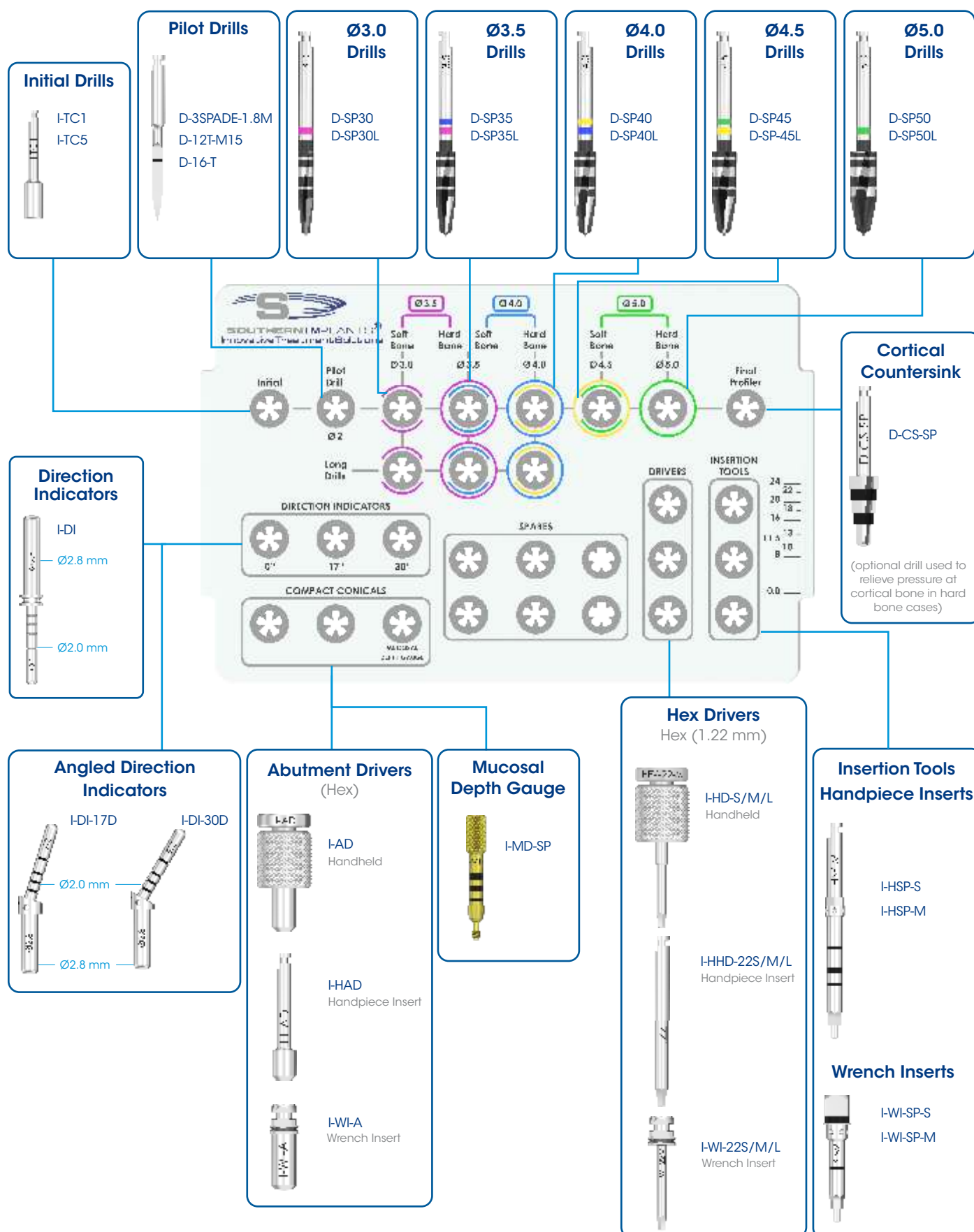


## DIRECT

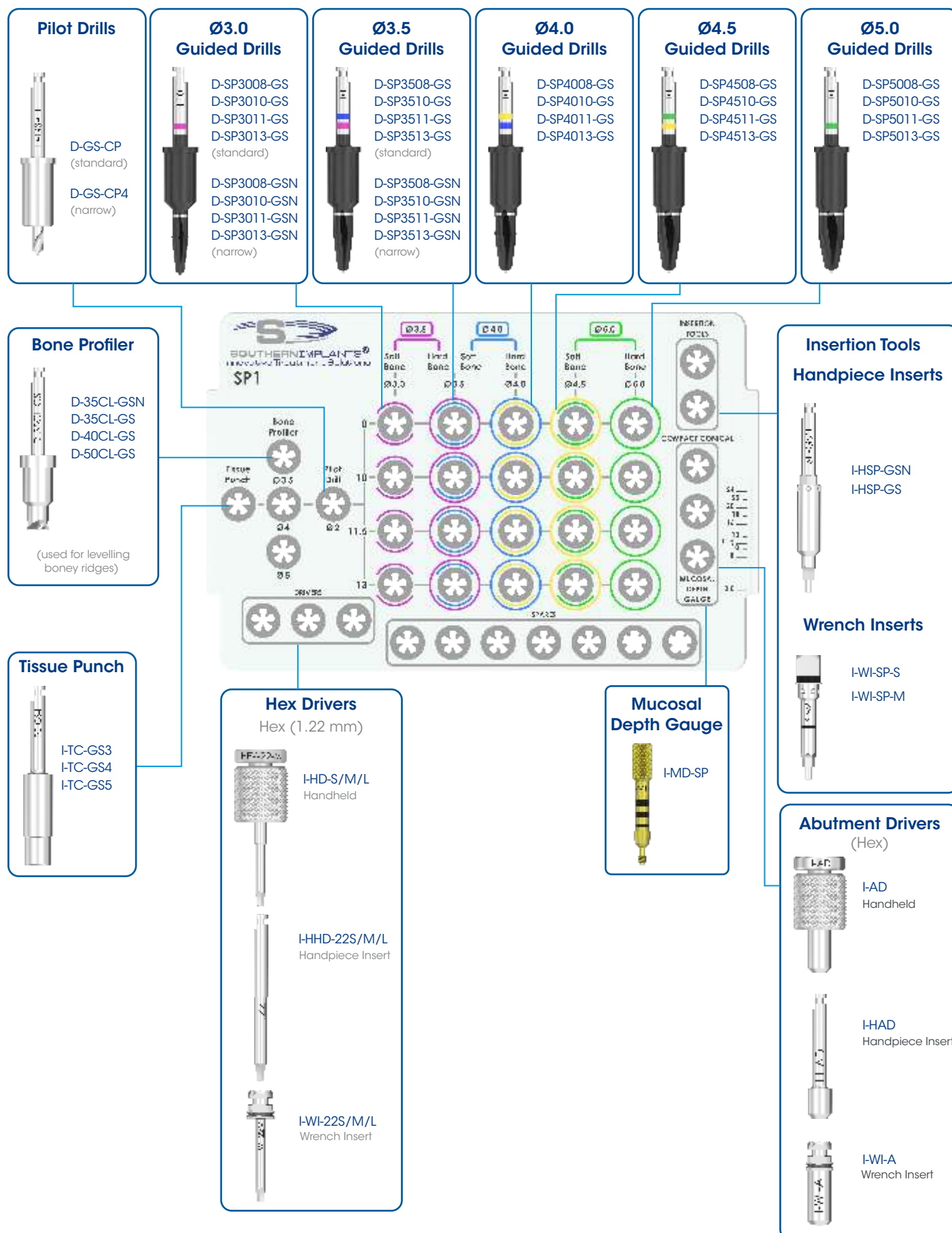


NOTE: refer to CAT-1189 for Equator overdenture abutments.

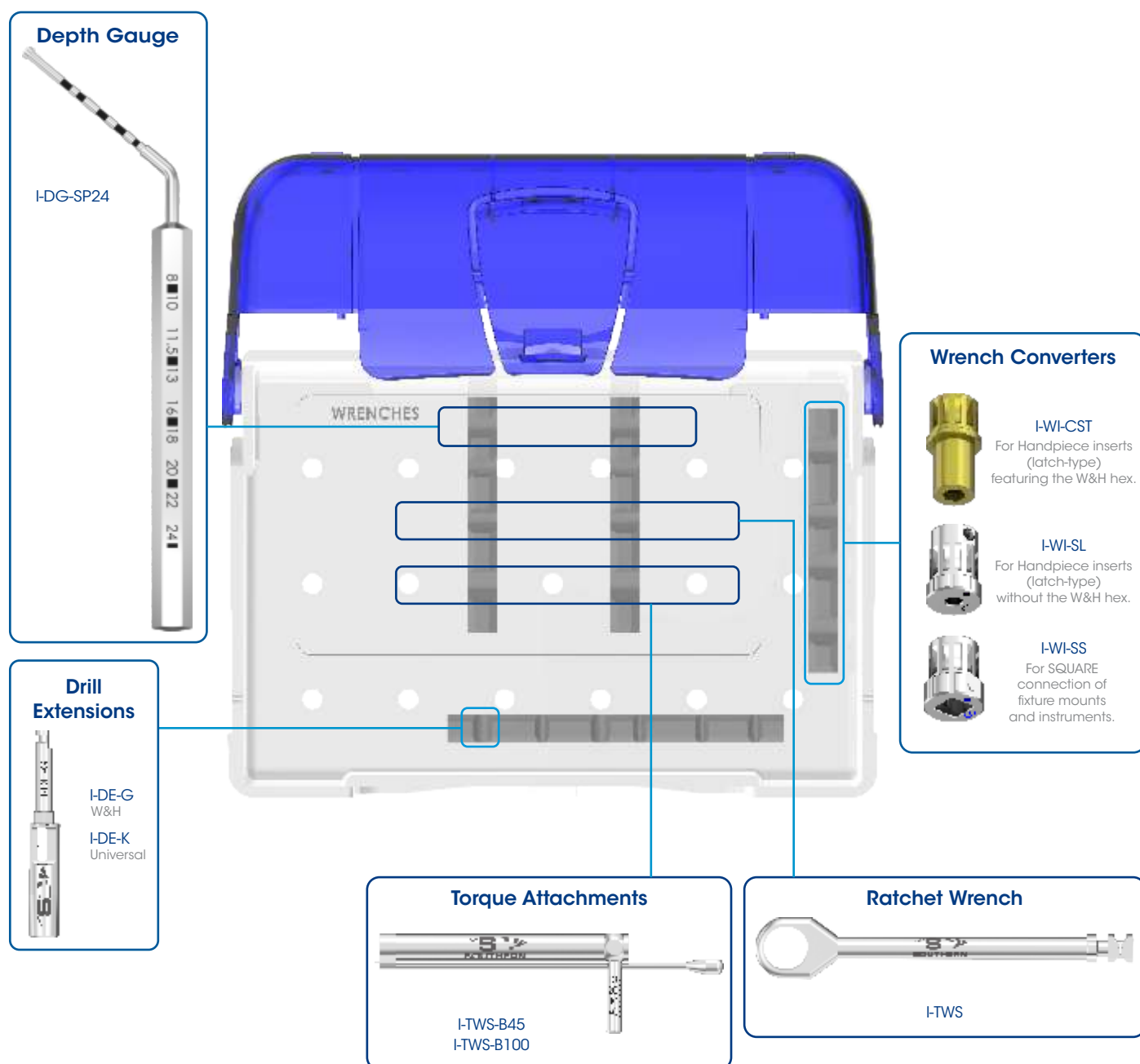
## TOP TRAY



## TOP TRAY



## BOTTOM TRAY

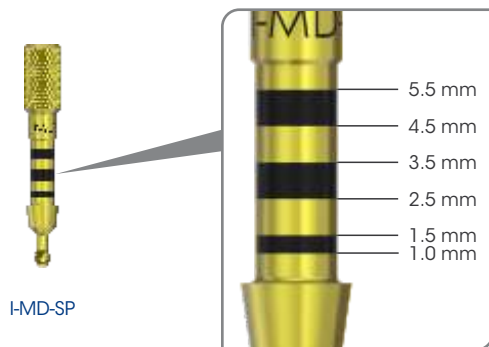


### NOTE:

- the surgical kit has an intuitive layout to guide the surgeon through the drill sequence.
- most instruments available in various lengths.
- all instruments and tooling used during the procedure must be maintained in good condition, cleaned and sterilised prior to use. Please consult the Instructions for Use: Southern Implants instrument tray and reusable instruments (CAT-8003 and CAT-8070) for guidance concerning the maintenance of instruments and surgical trays. Please consult the corresponding drill Instructions for use regarding care and maintenance of drills.

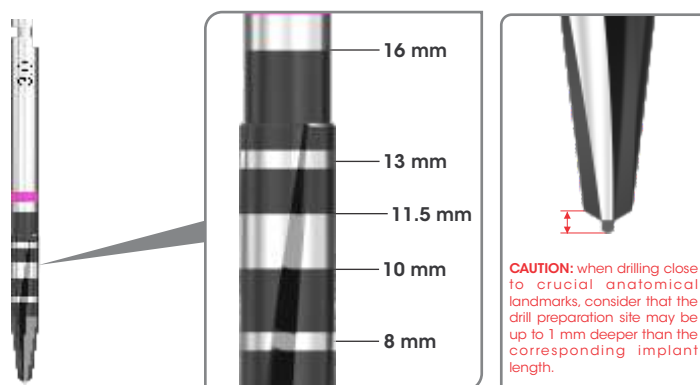
## Instruments

### Mucosal Depth Gauge markings



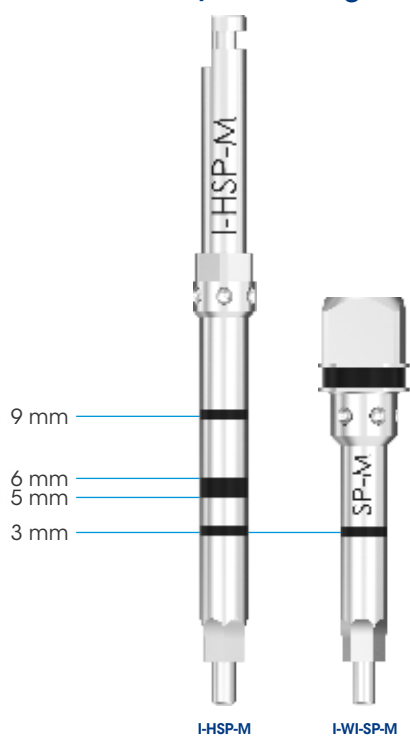
## Drills

### Tapered drill markings



## Placement Tools

### Placement tool depth markings



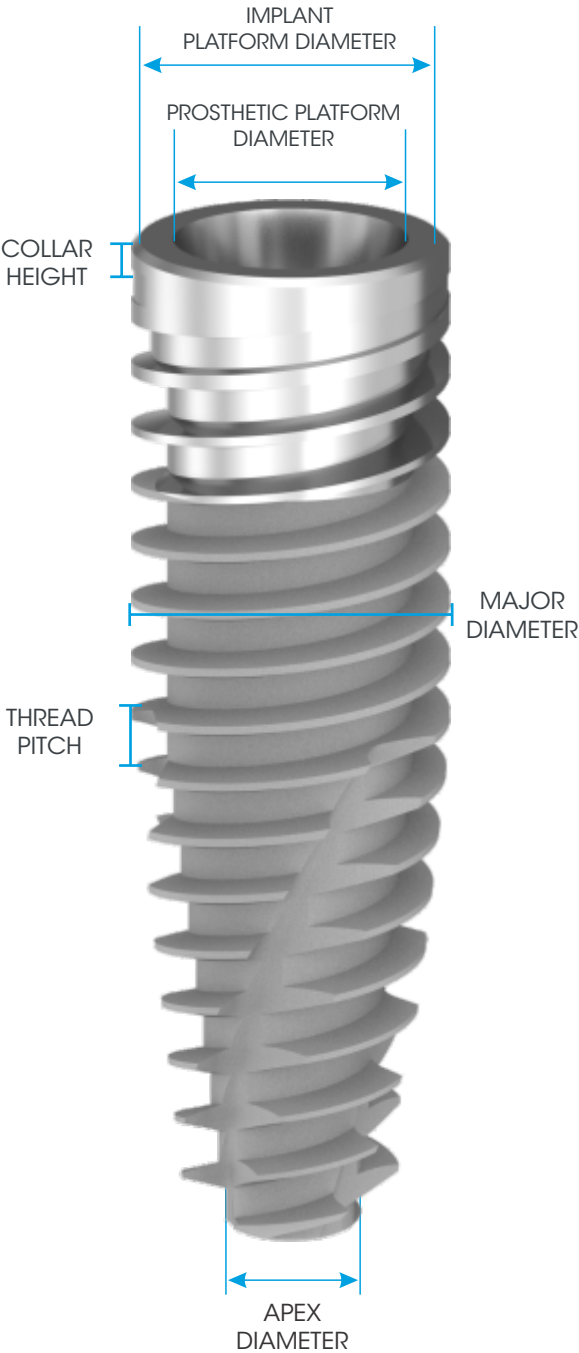
**NOTE:** laser markings at 3 mm, 5 mm, 6 mm and 9 mm from implant platform.



# IMPLANT DIMENSIONS AND INFORMATION

RANGE		MAJOR DIAMETER	IMPLANT PLATFORM DIAMETER	PROSTHETIC DIAMETER	HEX WIDTH (across flats)	MSC SURFACE	THREAD PITCH (double start)	APEX DIAMETER	IMPLANT LENGTHS								
									8	10	11.5	13	16	18	20	22	24
MSC-SP35xx	Ø3.5 mm	3.5	3.3	2.95	2.0	3.0	1.50	2.85	✓	✓	✓	✓	✓	✓	✓		
MSC-SP40xx	Ø4.0 mm	4.0	3.8	2.95	2.0	3.0	1.50	3.0	✓	✓	✓	✓	✓	✓	✓	✓	✓
MSC-SP50xx	Ø5.0 mm	5.0	4.5	2.95*	2.0	3.0	1.50	3.2	✓	✓	✓	✓	✓	✓			

\* 4.50 when utilising platform matched componentry.



**NOTE:**











- all dimensions in this catalogue are in mm, unless otherwise specified.
- not all products are cleared for sale in all countries.

## DRILL INFORMATION





















The SP1 single use drills are manufactured from grade 5 titanium and anodised blue.

These drills are indicated for single use per single patient.


















### Single use drills (Freehand Surgery)

Ø3.0		Ø3.5		Ø4.0		Ø4.5		Ø5.0	
DS-SP30	DS-SP30L	DS-SP35	DS-SP35L	DS-SP40	DS-SP40L	DS-SP45	DS-SP45L	DS-SP50	DS-SP50L
									

### Single use drills (Guided Surgery)

Ø3.0										Ø3.5									
DS-SP3008-GSN	DS-SP3010-GSN	DS-SP3011-GSN	DS-SP3013-GSN	DS-SP3016-GSN	DS-SP3018-GSN	DS-SP3008-GS	DS-SP3010-GS	DS-SP3011-GS	DS-SP3013-GS	DS-SP3016-GS	DS-SP3018-GS	DS-SP3508-GSN	DS-SP3510-GSN	DS-SP3511-GSN	DS-SP3513-GSN	DS-SP3516-GSN	DS-SP3518-GSN	DS-SP3508-GS	DS-SP3510-GS
																			

**NOTE:** narrow guided surgery sleeves are indicated with GSN and standard sleeves with GS.











Ø4.0						Ø4.5						Ø5.0				
DS-SP4008-GS	DS-SP4010-GS	DS-SP4011-GS	DS-SP4013-GS	DS-SP4016-GS	DS-SP4018-GS	DS-SP4508-GS	DS-SP4510-GS	DS-SP4511-GS	DS-SP4513-GS	DS-SP4516-GS	DS-SP4518-GS	DS-SP5008-GS	DS-SP5010-GS	DS-SP5011-GS	DS-SP5013-GS	DS-SP5016-GS
																

## DRILL INFORMATION





















The SP1 reusable drills are manufactured from grade 5 titanium with an Aluminium Titanium Nitrate (AlTiN) coating.

These drills are indicated for 10 uses, can be resterilised and are packed non-sterile.



















### Reusable drills

Ø3.0		Ø3.5		Ø4.0		Ø4.5		Ø5.0	
D-SP30	D-SP30L	D-SP35	D-SP35L	D-SP40	D-SP40L	D-SP45	D-SP45L	D-SP50	D-SP50L
									

### Reusable drills (Guided Surgery)

Ø3.0										Ø3.5									
D-SP3008-GSN	D-SP3010-GSN	D-SP3011-GSN	D-SP3013-GSN	D-SP3016-GSN	D-SP3018-GSN	D-SP3008-GS	D-SP3010-GS	D-SP3011-GS	D-SP3013-GS	D-SP3016-GS	D-SP3018-GS	D-SP3508-GSN	D-SP3510-GSN	D-SP3511-GSN	D-SP3513-GSN	D-SP3516-GSN	D-SP3518-GSN	D-SP3508-GS	D-SP3510-GS
																			

**NOTE:** narrow guided surgery sleeves are indicated with GSN and standard sleeves with GS.

Ø4.0						Ø4.5						Ø5.0					
D-SP4008-GS	D-SP4010-GS	D-SP4011-GS	D-SP4013-GS	D-SP4016-GS	D-SP4018-GS	D-SP4508-GS	D-SP4510-GS	D-SP4511-GS	D-SP4513-GS	D-SP4516-GS	D-SP4518-GS	D-SP5008-GS	D-SP5010-GS	D-SP5011-GS	D-SP5013-GS	D-SP5016-GS	D-SP5018-GS
																	

# SINGLE PLATFORM


Environmental  
sustainability



*Expanding Simplicity*

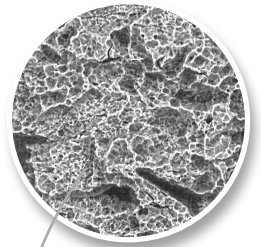
## Thread and body design to give predictable stability

Dual start, deep apical threads with space for bone between threads, leads to consistent placement.



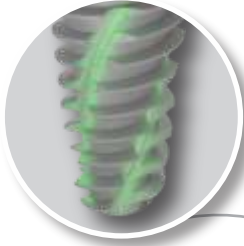
## Sinergy surface

With over 25 years of clinical results.



## Spiral flute to balance self-tapping and compression

Designed to control insertion torque and optimise stability.



## A combination of two trusted implant connections:

**Internal cone** (8° off the vertical axis) which Southern has been using for over 20 years, provides a tight abutment seal.

Long **Internal Hex** facilitates tactile feel during the placement of prosthetic components.




### References

Chouirfa, H., Bouloussa, H., Migonney, V. and Falentin-Daudré, C., 2019. Review of titanium surface modification techniques and coatings for antibacterial applications. *Acta biomaterialia*, 83, pp.37-54.  
Gilbert M, Matthys C, Van Lancker A, Segers A, De Bruyn H. A Long-Term Split-Mouth Randomized Controlled Trial to Assess Implant Treatment Outcome Using Implants with a Different Surface Roughness. *Applied Sciences*. 2024; 14(4):1658

### 3 mm MSC section

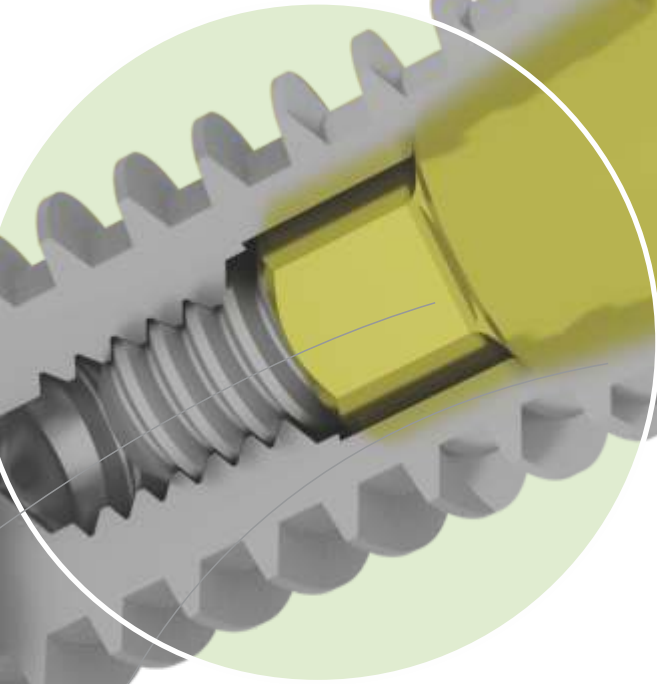
Machined Surface Coronally implants offer a predictable treatment alternative compared to moderately rough implants.<sup>2</sup>

MSC implants provide peace of mind to both clinicians and patients, knowing it's resilience if there is exposure to soft tissue.



### Titanium nitride coated

Indicated to reduce early bacterial colonisation, biofilm formation and enhance fibroblast cell proliferation and attachment.<sup>1</sup>



**One prosthetic platform across all implant diameters**



### Guided surgery and drills

#### Simplified Implant Planning and Guided Surgery Procedures

Achieved through the use of **ONE** fixed offset.

#### Simplified Surgery

Utilise **ONE** surgical kit for all procedures.

#### Simplified Full Arch Prosthetics

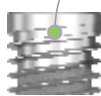
Made possible by the **ONE**-size prosthetic platform.



Ø3.5 mm



Ø4 mm



Ø5 mm



Platform matching available for the Ø5 mm range.



### Better subgingival emergence profiles

Aids soft tissue health and longevity.



# SOUTHERN'S Sustainability Goals

*Our journey towards a more sustainable future.*



## More than 300kW generated

Enabling entire manufacturing facility to run  
**Off-Grid!**



## Over 1000 Solar Panels

Spread across our facility in Irene, South Africa.




## New Cardboard Packaging

New packaging in our new SP1 range decreases our  
**Carbon Footprint.**

# EXPLANATION OF SYMBOLS

The following symbols are used on packaging labels and they indicate the following:

- 1

 Manufacturer
- 2

Implant image
- 3

Implant details and size
- 4

STERILE R

 Sterilisation using Irradiation
- EC REP


 European Representative

REF


 Catalogue number

LOT


 Batch Code




 Do not Resterilise




 Consult instruction for use




 Do not reuse




 CE mark and notified body number



 Use by Date




 Date of manufacture




 Do not use if package is damaged

MD


 Identifies the product as a medical device



 MR Conditional / Magnetic Resonance Conditional



 Single sterile barrier system



 Double sterile barrier
- 5

2D Bar coding  
Contains the GTIN, Use by date and LOT number
- 6

Patient sticker for documentation purposes  
(to be used by health care provider on patient file)
- 7


Rx

 Prescription device

**CAUTION:** FEDERAL LAW RESTRICTS THE DEVICE TO SALE BY OR ON THE ORDER OF A LICENCED HEALTH CARE PROVIDER.
- 8

Product description  
(translated as per international standards)

Doc # 0000-0 Rev 0



4


REF

 MSC-SP3513

3


Implant, SP, Ø3.5 x 13 mm

2





southernimplants.com/ifu


2




STERILE R











2797



 yyyy- mm-dd



 MD

DE Implantat

FR Implant

IT Implanto

PT Implants


ES Implants

4

REF

 MSC-SP3513

5



(01) 00000000000000  
(17) Use by Date  
(11) Manufacture Date  
(10) LOT Number

SOUTHERNIMPLANTS®

REF

 MSC-SP3513

LOT

 \*

SOUTHERNIMPLANTS®

REF

 MSC-SP3513

LOT

 \*

SOUTHERNIMPLANTS®

REF

 MSC-SP3513

LOT

 \*

SOUTHERNIMPLANTS®


REF

 MSC-SP3513

LOT

 \*

1

 Southern Implants (Pty) Ltd  
1 Albert Rd, IRENE, 0062, South Africa.

4

EC REP

 Southern Implants Europe AB,  
Holmagatan 30, S-791 71 Falun, Sweden

Southern Implants North America, Inc,  
225 Chimney Corner Lane, Suite 3011, Jupiter, FL  
33458, USA

For more information on  
Instructions for Use of our products,  
please scan the below,

or visit our website  
[southernimplants.com/ifu](https://southernimplants.com/ifu)

## Platform Interface

**Standard Interface**  
(implants and prosthetics)

**Ø5.0 mm Platform Matched**  
(implants)

**Platform Matched**  
(prosthetics)

19

For more information scan the below



to contact your Southern Implants Representative  
or visit [southernimplants.com](http://southernimplants.com)



**South Africa – Headquarters** 1 Albert Road, Irene, RSA  
**T:** +27-12-667-1046 | **E:** [info@southernimplants.com](mailto:info@southernimplants.com)

**EC REP**

Southern Implants Europe AB Holmgatan 30, S-791 71, Falun, Sweden  
**E:** [ecrep@southernimplants.com](mailto:ecrep@southernimplants.com)

#### Subsidiaries

##### Australia

Southern Implants Australia

**T:** +61-2-8076-9337

**E:** [info@southernimplants.com.au](mailto:info@southernimplants.com.au)

##### Spain and Portugal

Southern Implants Ibérica

**T:** +34 935 053 507

**E:** [info@southernimplants.es](mailto:info@southernimplants.es)

##### United Kingdom and Ireland

Southern Implants UK

**T:** +44-20-8899-6845 / 6 / 7

**E:** [info@southernimplants.co.uk](mailto:info@southernimplants.co.uk)

##### USA and Canada

Southern Implants North America Inc.

**T:** +1-561-472-0990

**E:** [customercare@southernimplants.com](mailto:customercare@southernimplants.com)

Southern Implants® are distributed world-wide, please visit [southernimplants.com](http://southernimplants.com) for a list of Distributors.  
For the latest and full assortment of Southern Implant® products, visit our current resources library at [southernimplants.com](http://southernimplants.com).