




SOUTHERNIMPLANTS®

Innovative Treatment Solutions

SIDIGITAL

Digital Abutment
Selection Guide





SIDigital is Southern Implants' comprehensive digital solution for CAD/CAM procedures.

Precision is one of the most important aspects of any dental restoration, and this becomes more significant when it comes to digital dentistry. Southern's digital solutions provide digital tools which accurately facilitate the digital workflow between dentist and laboratory for CAD/CAM procedures. This is achieved through the use of digital libraries and our unique abutment options, to cater for single unit and multiple unit restorations, all in the digital workflow.

Dental professionals wanting to work with SIDigital workflow procedures, will need to download and install the SIDigital libraries into either 3Shape, Exocad or Dental Wings software systems. These digital libraries link the intra-oral/desktop scan, model creator, design software and milling of the restoration.

My sincere thanks to all specialists, dentists and technicians who give continual feedback, suggestions and input. Our products are an interpretation of your needs.


Graham Blackbeard
Managing Director, Southern Implants

CONTENTS

SI-BASE Abutments	4
CAB Abutments	6
Passive Abutments	8
ASC Abutments	10
TIB Abutments	12
SIGuided Workflow	14
SIDigital Workflow	15
Workflows	16
Drivers and Screw Information	42
Instrument Information	44

SI-BASE Abutments

Concept and Rationale

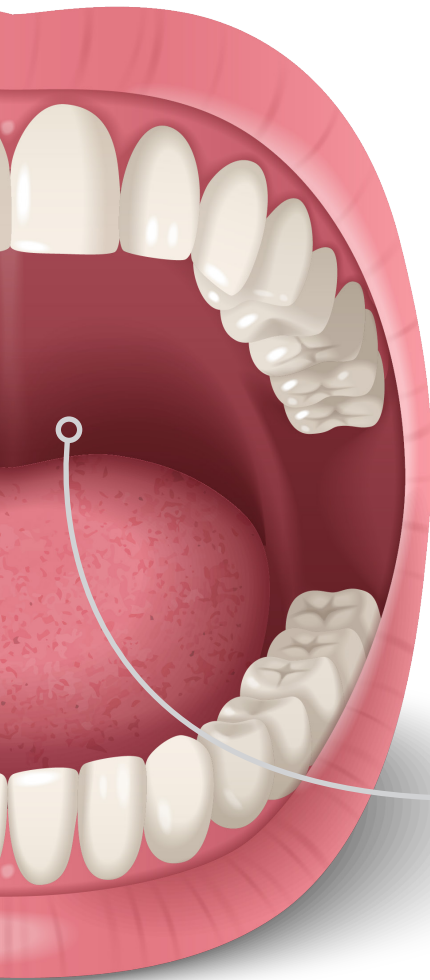
The SI-BASE abutment is a versatile titanium abutment designed to enhance prosthetic outcomes in dental implantology.

It features an 8 mm tall chimney, laser-marked at 4.5 mm and 6 mm, allowing for easy modification to match the crown height. Both clinicians and dental laboratories can customise the abutment, ensuring it provides optimal support and aesthetics for the final restoration. This customisation can be performed chairside or during laboratory procedures, offering flexibility to suit various workflows.

The abutment is available in both engaging and non-engaging versions, accommodating single and multi-unit restorations. Additionally, the yellow anodised surface enhances aesthetics by reducing abutment shine-through in thinner restorations.

Indications

The SI-BASE abutment is suitable for various regions of the mouth, providing different collar heights (1.5 mm, 3 mm and 5 mm) to facilitate ideal tissue profiling and emergence profiles. This flexibility allows for its use in both anterior and posterior regions, adapting to the specific soft tissue requirements of each case.



Variations of SI-BASE

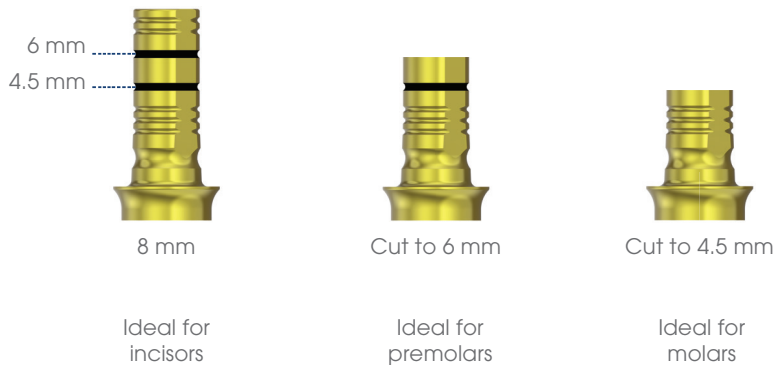
Abutment type	Compatible implant range code	Prosthetic platform diameter Width of abutment at the base	Abutment platform diameter Available in WIDE or NARROW	Collar height Available in collars: 1.5 mm, 3 mm, 5 mm depending on the range
SIB	EX	34	43	C1.5
	<ul style="list-style-type: none"> EX External Hex DC Deep Conical M Internal Hex SP Single Platform EL Tri-Nex® ITS/IT6 Internal Octagon TMC Multi-unit Compact Conical 			

Note: The 'N' in the product code indicate a non-engaging variant.

SI-BASE Abutment Features

8 mm tall chimney

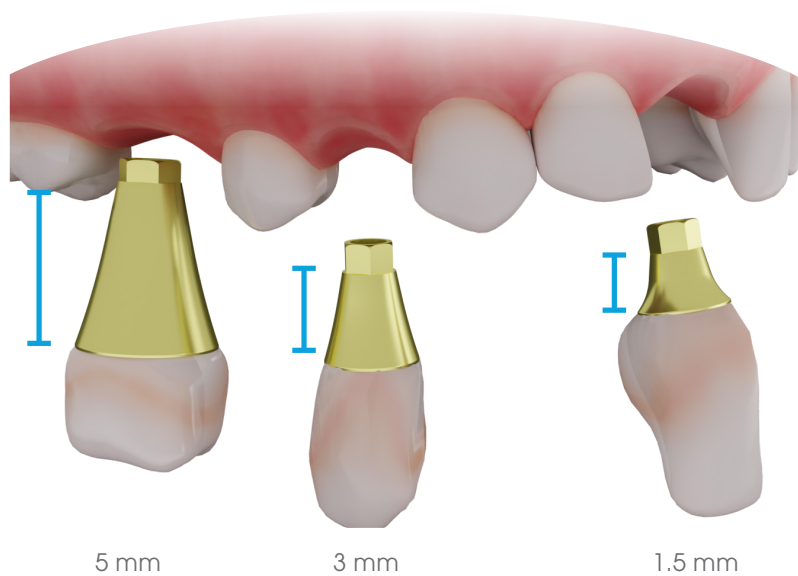
Laser-marked at 4.5 and 6 mm to enable easy modification of the chimney to match the crown height.



Collar heights

3 different collar height variations enabling ideal tissue profiling for better emergence.

1.5 mm, 3 mm and 5 mm (additional 0 mm in the IT range only).

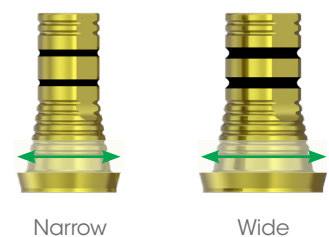


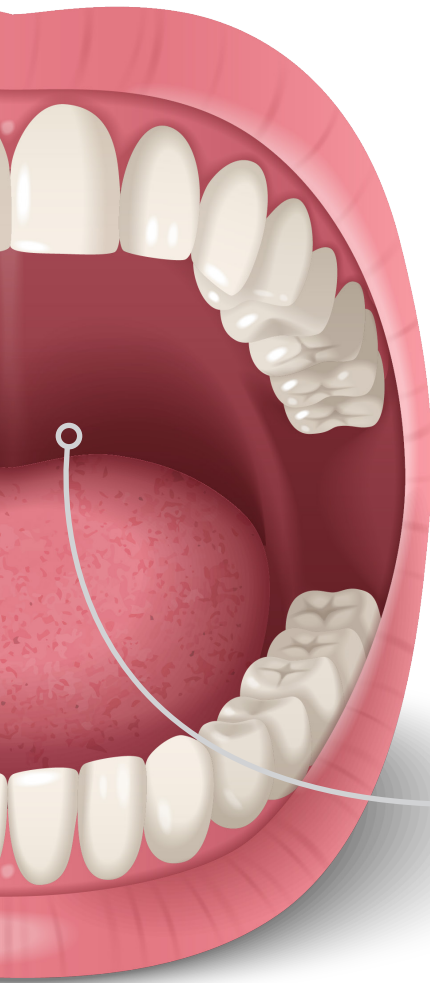
Abutment platform diameters

Abutments available in 2 restorative platform widths:

- Narrow in collar heights 0 mm, 1.5 mm and 3 mm.
- Wide in collar heights 3 mm and 5 mm.
Variations to better support crown emergence.

*Refer to the catalogue for the complete range of available options.





Concept and Rationale

Cosmetic abutments are DB and TCA type abutments. This is the Custom Abutment Base (CAB) from Southern Implants, designed to enhance the aesthetic outcomes of dental implant restorations, particularly in the anterior region where visual appearance is paramount.

The CAB is engineered with an inclined cutout on the chimney, allowing for thicker material in the incisal and occlusal areas, resulting in a more natural-looking restoration.

Indications

The CAB is indicated for use in all regions of the mouth however is primarily useful in the anterior regions. It is available in engaging and non-engaging versions for the Internal hex $\varnothing 3.7$ mm, 4.2 mm, 5.0 mm and PROMAX range. For the Deep Conical range, only engaging versions are available.

*Refer to the catalogue for the complete range of available options.



Understanding the Product Code

Southern Implants utilises specific abbreviations in their product codes to denote the implant and abutment connections. For example, in the product code "CAB-DC4":

Abutment type	Compatible implant range code	Prosthetic platform diameter
CAB-	DC	Width of abutment at the base
		4
	<p>DC Deep Conical</p> <p>M Internal Hex</p>	

Product Code CAB-NM:
Note: The 'N' in the product code indicate a non-engaging variant.



CAB Abutments Features

Inclined cutout chimney

Allowing for thicker material in the incisal and occlusal areas, resulting in a more natural-looking restoration.

Versatile Compatibility

Available in both engaging and non-engaging versions. It is compatible with the Deep Conical and Internal Hex (M-Series and PROVATA®) implant ranges.

*Refer to the catalogue for the complete range of available options.

Durable Titanium Construction

Manufactured from high-strength titanium, the CAB ensures durability and a reliable connection with the implant interface.

Less abutment shine-through

The abutments are anodised yellow, enhancing aesthetic integration with the surrounding tissues.

CAD/CAM Workflow Integration

Allowing for digital fabrication of prosthetic components, thereby streamlining the restorative process.



Passive Abutments

Concept and Rationale

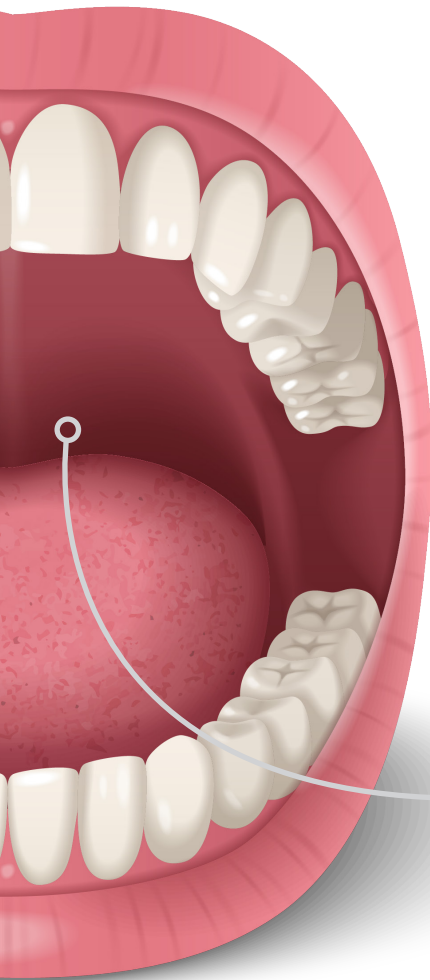
Southern Implants' Passive abutments are engineered to ensure a predictable passive fit for both milled and cast dental prostheses, enhancing the precision and longevity of implant-supported restorations. Achieving a passive fit in implant superstructures is crucial to prevent mechanical complications and ensure the longevity of restorations. Traditional methods often involve complex procedures like sectioning and soldering of frameworks to improve fit.

The Passive abutment system simplifies this process by allowing a pre-machined titanium interface to be luted into the finished prosthesis directly on the laboratory master model.

This technique eliminates the need for additional clinical steps and ensures a precise fit between the prosthesis and the implant, thereby reducing stress on the components and surrounding bone.

Indications

Passive abutments are versatile and can be utilised in various regions of the mouth for both single and multi-unit restorations. They are compatible with all Southern Implants interfaces.



Understanding the Product Code

Southern Implants utilises specific abbreviations in their product codes to identify implant and abutment connections. For example, in the product code "PA-DC4":



- DC** Deep Conical
- M** Internal Hex
- SP** Single Platform
- EL** Tri-Nex®
- ITS/IT6** Internal Octagon
- MC** Multi-unit Compact Conical

Note: The 'N' in the product code indicate a non-engaging variant.



Passive Abutments Features

Precise Passive Fit

The pre-machined titanium interface provides an accurate and secure base for prostheses, eliminating the need for complex modifications during the clinical workflow.

Robust Titanium Construction

Manufactured from high strength titanium to ensure durability and a reliable connection with the implant interface.

Compatibility with Multiple Implant Systems

Designed to work seamlessly with Southern Implants' full range of connections, ensuring flexibility and ease of integration.

Non-Engaging Option for Multi-Unit Restorations

Ideal for splinted prostheses where anti-rotational features are not required, enhancing versatility in complex cases.


Customisable Crown Emergence

Allows clinicians to design the crown emergence profile directly in CAD/CAM software, ensuring an ideal fit for the patient's soft tissue and aesthetic requirements.

Secure Mechanical Retention

The crown is secured to the implant through mechanical force as the retaining screw clamps down, improving retention and reducing the risk of crown loosening caused by delamination of the cement-to-abutment interface.

Prosthetic Retaining Screw




Plastic Waxing Sleeve



Luting Screw

(only used during luting procedure)

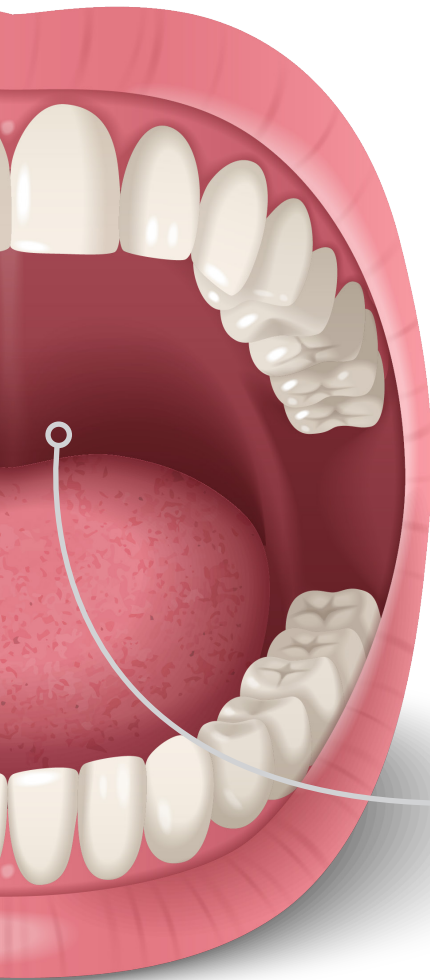


Titanium Interfacial Ring



Concept and Rationale

The Angulated Screw Channel (ASC) abutment from Southern Implants is designed to enhance prosthetic flexibility and aesthetic outcomes in dental implant restorations. The ASC abutment allows the prosthetic screw access channel to be angled up to 20° off the implant axis. This feature enables clinicians to position the screw access in less visible or more accessible locations, improving both the aesthetic appearance and functional aspects of the restoration. By optimising the screw channel orientation, the ASC abutment facilitates the use of screw-retained restorations in situations where a straight screw channel would be challenging or compromise aesthetics.



Indications

The ASC abutment is primarily indicated for use in the anterior regions of the mouth, where achieving superior aesthetics is essential. To ensure optimal selection, refer to the Instructions for Use for guidance on which ASC abutments are recommended for specific regions of the mouth.



Incisor



Canine




Premolar

Understanding the Product Code

Southern Implants utilises specific abbreviations in their product codes to denote the implant and abutment connections. For example, in the product code "ASC-EX-40":

Abutment type	Compatible implant range code	Prosthetic platform diameter
ASC-	EX	40
		Width of abutment at the base

- EX** External Hex
- DC** Deep Conical
- M** Internal Hex
- SP** Single Platform
- EL** Tri-Nex®
- TMC** Multi-unit Compact Conical

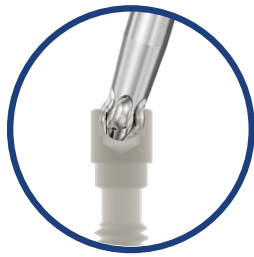


ASC Abutments Features

8 mm tall chimney with laser markings

Two laser marked height indicators at 4.5 mm and 6 mm allow the height of the chimney to be altered to match the crown height.

Ball torx-6 interface




- Enabling a higher preload torque value.
- Allows for engagement at all angulations up to 20°.
- Reduces the risk of stripping the screw interface.
- Equivalent preload achieved when compared to standard straight drivers.

Titanium nitride coated


Indicated to reduce early bacterial colonisation, biofilm formation and enhance fibroblast cell proliferation and attachment.¹

Sleek and slender abutment to be used in the aesthetic zone. An increase in the abutment height leads to higher retention of the cement retained crown.



Prosthetic Versatility

Allows for the restoration to have a screw access channel at an angle (up to 20°) from the prosthetic vertical axis.



Cut-out chimney

Precut channel for easier screw access.

Sleek and slender abutment ideal for the aesthetic zone. 1.5 mm set collar height.



References

1. Chouirfa, H., Bouloussa, H., Migonney, V. and Falentin-Daudré, C., 2019. Review of titanium surface modification techniques and coatings for antibacterial applications. Acta biomaterialia, 83, pp.37-54.

Concept and Rationale

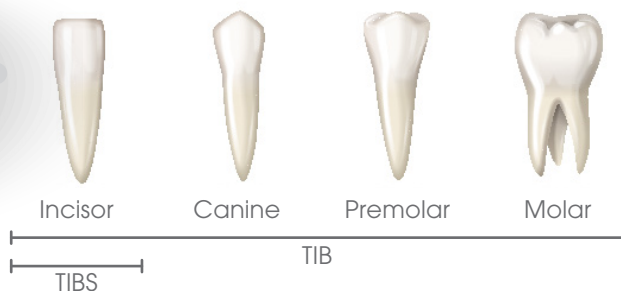
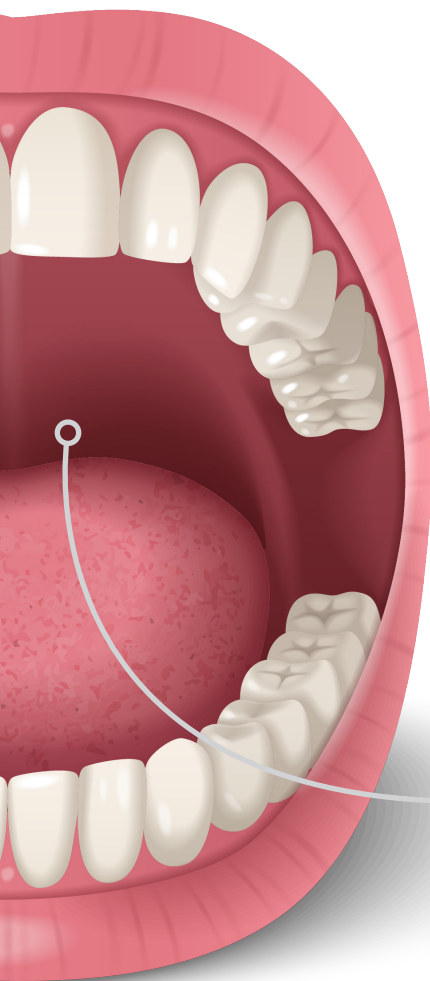
The TIB abutment is manufactured from titanium, establishing a robust titanium-to-titanium connection between the abutment and implant. Its design includes machined grooves to enhance cement retention and a gold-anodised surface to improve aesthetics by minimising abutment shine through.

A flat surface on the abutment provides an anti-rotational feature, ensuring accurate positioning and preventing unwanted rotation of the crown. This design allows both clinicians and dental laboratories to customise the abutment using leading CAD/CAM systems, using a scanbody or utilising scanflags with digital CAD/CAM libraries.

Notably, the TIB abutment is compatible with Dentsply Sirona's TI-base workflows, integrating seamlessly with their digital systems.

Indications

The TIB abutment is suitable for various regions of the mouth and is available in three collar heights (0.6 mm, 1.5 mm and 3 mm) to accommodate different tissue profiles and emergence profiles. It is offered in both engaging and non-engaging versions, making it adaptable for single-unit restorations as well as multi-unit cases. This versatility allows for its use in both anterior and posterior regions, adapting to the specific soft tissue requirements of each case.



TIB: Titanium Base abutment identifier

Southern Implants utilises specific abbreviations in their product codes to identify the implant and abutment connections. For example, the product code "TIB-EX-40-C1.5" can be broken down as follows:


Abutment type	Compatible implant range code	Prosthetic platform diameter	Collar height
TIB	EX	40	C1.5
TIBS	The 'S' in the product code indicates narrow platform diameter.	Width of abutment at the base	Available in three collar heights
EX	External Hex	C1.5	1.5 mm
DC	Deep Conical	C3	3 mm
M	Internal Hex		
SP	Single Platform		
EL	Tri-Nex®		
ITS/IT6	Internal Octagon		
MC	Multi-unit Compact Conical		
Note: The 'N' in the product code indicate a non-engaging variant.			

TIB Abutment Features

Two TIB variations


TIBS is ideal for cases with limited space without compromising strength or stability.

TIBS
Narrow



Utilises **small** scan body and abutment block

TIB
Regular



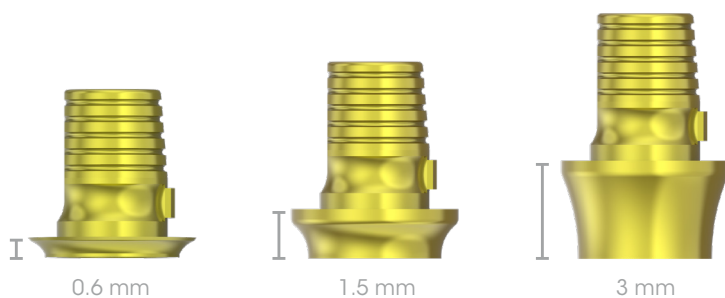
Utilises **large** scan body and abutment block

Anti-rotational nip

The anti-rotational flat on the TIB abutment ensures precise positioning and prevents any unwanted rotation of the crown.

Different collar heights

Platform widths designed to match SIRONA compatible workflows with an additional 3 collar heights ideal for soft tissue profiling.



Note: The diameter of the TIB abutment must not be reduced. Shortening of the TIB is not permitted when used with Sirona.

Platform diameters

Engaging

For single unit restorations, the anti-rotational aspect is inside the restoration.

Non-engaging

For multiple unit restorations there is no anti-rotational aspect.

Engaging

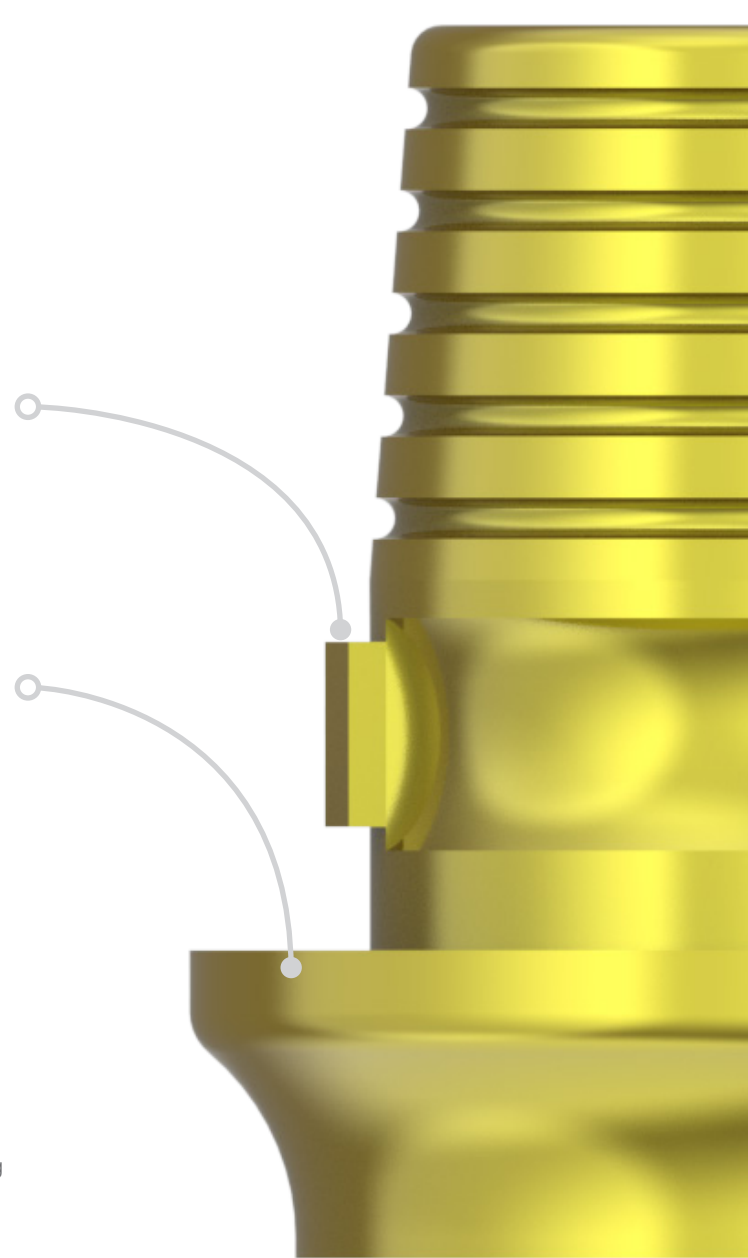


TIB-EX-40

Non-engaging



TIB-NX-40



SIGuided Workflow

SIGuided refers to Southern Implants' range of guided surgery workflows.

These workflows provide clinicians with a comprehensive solution for planning and executing guided implant surgeries using a surgical guide. SIGuided ensures more predictable outcomes, reduced chair time and increased patient comfort.



1 Patient consultation

Personalised care starts here

Clinicians assess the patient's individual dental needs and discuss treatment options.

3 Implant planning

Advanced planning for predictable outcomes

Clinicians map out the ideal implant placement based on the patient's scan.

5 Guide manufacturing

High-quality fabrication for precision

The designed surgical guide is manufactured using advanced 3D printing or milling technologies.

2 Obtaining the patient scan

Precision from the outset

A detailed digital scan of the patient's mouth is taken to capture the exact anatomy.

4 Guide design

Custom guides for a seamless surgery

A customised surgical guide is designed which is tailored to the patient's unique anatomy, ensuring accuracy in implant positioning.

6 Performing the guided surgery

Precision execution for optimal results

The custom surgical guide is used to assist the clinician in placing the implants. The guided workflow minimises the risk of error and reduces surgical time.

Streamlining digital solutions for precision restorations.

The SIDigital workflow enables clinicians and dental laboratories to digitally design and manufacture dental prosthetics using Southern Implants' components. These workflows ensure seamless integration from scan to design, allowing for the precise manufacturing of dental restorations.

exocad 3shape 

1 Patient preparation

Ensure the patient's mouth is clean and free of any debris or obstructions, allowing for accurate digital impressions.

2 Placement of the scan flag

Attach the scan flag to the implant, making sure it is securely seated and properly oriented for accurate scanning. Verify the seating of the scan flag using x-ray imaging.

3 Intraoral scan

Follow the recommended scan protocol for the intraoral scanner to scan and capture a precise digital impression. Ensure the scan flag and surrounding anatomical structures are clearly captured.

For extra-oral workflows, take traditional impressions, pour a model and continue digitally by scanning the model with a desktop scanner.

4 Import scan data into the corresponding software

Once the intraoral scan is complete, import the scan data into the design software for alignment and further design steps.

5 Align scan flag with digital library

Utilise the software's digital library to match and align the scan flag with the corresponding implant system.

6 Design and manufacture the crown

With the scan flag properly aligned, proceed with designing the prosthetic restoration. After finalising the design, transfer the data to a milling machine or 3D printer for manufacturing the restoration.

 **Dentsply Sirona**

Workflow only applicable for TIB abutments.

1 Patient preparation

Begin by preparing the patient's mouth, ensuring the scan area is clean and ready for digital capture.

2 Placement of the TIB abutment

The TIB abutment is available at collar heights of 0.6, 1.5, and 3mm. Select the collar height best suited to the patient's soft tissue. Attach the abutment to the implant with the prosthetic screw*.

**(sold separately)*

3 Placement of the scan body

Place the SIRONA scan body onto the TIB abutment, ensuring it is properly seated and oriented. Confirm that the correct size (L or S) and colour (grey or white) is used, as specified by your SIRONA scanner.

4 Software selection

Navigate and select the corresponding software settings that match the specific TIB abutment being used.

5 Perform intraoral scan

Follow the intraoral scan procedures to capture an accurate digital impression, ensuring the scan body and surrounding anatomy are recorded.

For extra-oral workflows, a desktop scan can be performed using a physical model.

6 Design and manufacture the crown


Using the SIRONA software, design the crown based on the digital scan. The crown is then milled from the corresponding abutment block, as defined in the workflow tables.









Workflows

External Hex


Ø3.0 mm Platform interface







Scan flag	Digital lab analogue	Compatible implants	Abutment type	Main library selection	Secondary selection	Tertiary selection (Abutment code)	Retaining screw	TIB Sirona 3rd party software selection	Abutment block / scan body size	Screw torque value (Ncm)
SFT-EX-30 	LAD-IP 	MSC-IP-xx IP-xx IVM-EX30-37xx IV-EX30-37xx IVM-EX3012D-37xx IV-EX3012D-37xx	 SI-BASE Abutment	Southern Implants External Hex	SI IP Si-Base (SIB) "SFT-EX-30"	SIB-EX-30-40C1.5 (H4.5) SIB-EX-30-40C1.5 (H6) SIB-EX-30-40C1.5 (H8) SIB-EX-30-40C3 (4.5) SIB-EX-30-40C3 (H6) SIB-EX-30-40C3 (H8) SIB-NX-30-40C1.5 (H4.5) SIB-NX-30-40C1.5 (H6) SIB-NX-30-40C1.5 (H8) SIB-NX-30-40C3 (H4.5) SIB-NX-30-40C3 (H6) SIB-NX-30-40C3 (H8) SIB-EX-30-45C3 (H4.5) SIB-EX-30-45C3 (H6) SIB-EX-30-45C3 (H8) SIB-EX-30-45C5 (H4.5) SIB-EX-30-45C5 (H6) SIB-EX-30-45C5 (H8) SIB-NX-30-45C3 (H4.5) SIB-NX-30-45C3 (H6) SIB-NX-30-45C3 (H8) SIB-NX-30-45C5 (H4.5) SIB-NX-30-45C5 (H6) SIB-NX-30-45C5 (H8)	TS-P-16	-	-	25-32
			 TIBs Abutment	Southern Implants External Hex	SI IP Narrow Ti-Base (TIBS) "SFT-EX-30"	TIBS-EX-30-C1.5 TIBS-EX-30-C3	TS-P-16	FX 3.8 S	S	25-32
			 Passive Abutment	Southern Implants External Hex	SI IP Passive (PA) "SFT-EX-30"	SP16 SP17	TS-S-16	-	-	25-32
			 ASC Abutment	Southern Implants External Hex	SI IP Angulated Screw Channel (ASC) "SFT-EX-30"	ASC-EX-30 (H4.5) ASC-EX-30 (H6) ASC-EX-30 (H8)	TS-P-16-ASC	-	-	25-32

External Hex

Ø3.25 mm Platform interface








Scan flag	Digital lab analogue	Compatible implants	Abutment type	Main library selection	Secondary selection	Tertiary selection (Abutment code)	Retaining screw	TIB Sirona 3rd party software selection	Abutment block / scan body size	Screw torque value (Ncm)
SFT-EX-34	LAD-IBN	IBNxx MSC-IBNTF-xx IBNTxx MSC-IBNT12D-xx IBNT12D-xx MSC-IBR12D-xx IBR12D-xx MSC-IBR24D-xx IBR24D-xx MSC-IBR36D-xx IBR36D-xx IV-EX35-45xx IVM-EX35-45xx IV-EX3512D-45xx IVM-EX3512D-45xx IV-EX40-50xx IVM-EX40-50xx IV-EX4012D-50xx IVM-EX4012D-50xx	 SI-BASE Abutment	Southern Implants External Hex	SI IBN Si-Base (SIB) "SFT-EX-34"	SIB-EX-34-43C1.5 (H4.5) SIB-EX-34-43C1.5 (H6) SIB-EX-34-43C1.5 (H8) SIB-EX-34-43C3 (H4.5) SIB-EX-34-43C3 (H6) SIB-EX-34-43C3 (H8) SIB-NX-34-43C1.5 (H4.5) SIB-NX-34-43C1.5 (H6) SIB-NX-34-43C1.5 (H8) SIB-NX-34-43C3 (H4.5) SIB-NX-34-43C3 (H6) SIB-NX-34-43C3 (H8) SIB-EX-34-48C3 (H4.5) SIB-EX-34-48C3 (H6) SIB-EX-34-48C3 (H8) SIB-EX-34-48C5 (H4.5) SIB-EX-34-48C5 (H6) SIB-EX-34-48C5 (H8) SIB-NX-34-48C3 (H4.5) SIB-NX-34-48C3 (H6) SIB-NX-34-48C3 (H8) SIB-NX-34-48C5 (H4.5) SIB-NX-34-48C5 (H6) SIB-NX-34-48C5 (H8)	3-Series (TSHZ3 / TSSZ3 / TSUZ3)	-	-	32-40
			 TIB Abutment	Southern Implants External Hex	SI IBN Ti-Base (TIB) "SFT-EX-34"	TIB-EX-34 TIB-EX-34-C1.5 TIB-EX-34-C3 TIB-NX-34 TIB-NX-34-C1.5 TIB-NX-34-C3	3-Series (TSHZ3 / TSSZ3 / TSUZ3)	BO 3.4L	L	32-40
			 Passive Abutment	Southern Implants External Hex	SI IBN Passive (PA) "SFT-EX-34"	SBN16 SBN17	2 Series (TSHZ2 / TSSZ2 / TSUZ2)	-	-	32-40
			 ASC Abutment	Southern Implants External Hex	SI IBN Angulated Screw Channel (ASC) "SFT-EX-34"	ASC-EX-34 (H4.5) ASC-EX-34 (H6) ASC-EX-34 (H8)	TSTZ5-ASC	-	-	32-40



External Hex

Ø4.0 mm Platform interface






Scan flag	Digital lab analogue	Compatible implants	Abutment type	Main library selection	Secondary selection	Tertiary selection (Abutment code)	Retaining screw	TIB Sirona 3rd party software selection	Abutment block / scan body size	Screw torque value (Ncm)
SFT-EX-40	LAD-IB	MSC-IBSxx IBS-xx MSC-IBTxx IBT-xx IETxx MSC-IBT12Dxx IBT12Dxx MSC-BAR12Dxx BAR12Dxx MSC-BAR24Dxx BAR24Dxx MSC-BAR36Dxx BAR24Dxx	 SI-BASE Abutment	Southern Implants External Hex	SI IB Si-Base (SIB) "SFT-EX-40"	SIB-EX-40-50C1.5 (H4.5) SIB-EX-40-50C1.5 (H6) SIB-EX-40-50C1.5 (H8) SIB-EX-40-50C3 (H4.5) SIB-EX-40-50C3 (H6) SIB-EX-40-50C3 (H8) SIB-NX-40-50C1.5 (H4.5) SIB-NX-40-50C1.5 (H6) SIB-NX-40-50C1.5 (H8) SIB-NX-40-50C3 (H4.5) SIB-NX-40-50C3 (H6) SIB-NX-40-50C3 (H8) SIB-EX-40-55C3 (H4.5) SIB-EX-40-55C3 (H6) SIB-EX-40-55C3 (H8) SIB-EX-40-55C5 (H4.5) SIB-EX-40-55C5 (H6) SIB-EX-40-55C5 (H8) SIB-NX-40-55C3 (H4.5) SIB-NX-40-55C3 (H6) SIB-NX-40-55C3 (H8) SIB-NX-40-55C5 (H4.5) SIB-NX-40-55C5 (H6) SIB-NX-40-55C5 (H8)	3-Series (TSHZ3 / TSSZ3 / TSUZ3)	-	-	32-40
		MAX-6-xx ZYG-55-xx ZYGAN-xx ZYGEX-xx ONC-55-xx	 TIB Abutment	Southern Implants External Hex	SI IB Ti-Base (TIB) "SFT-EX-40"	TIB-EX-40 TIB-EX-40-C1.5 TIB-EX-40-C3 TIB-NX-40 TIB-NX-40-C1.5 TIB-NX-40-C3	3-Series (TSHZ3 / TSSZ3 / TSUZ3)	BO 4.1L	L	32-40
		Platform shifted: MSC-BAxx BAxx MSC-BATxx BATxx MSC-BAT12Dxx BAT12Dxx	 Passive Abutment	Southern Implants External Hex	SI IB Passive (PA) "SFT-EX-40"	SB16 SB17	2 Series (TSHZ2 / TSSZ2 / TSUZ2)	-	-	32-40
		MSC-MAX-7-xx MAX-7-xx IV-EX52-60xx IVM-EX52-60xx IV-EX5212D-60xx IVM-EX5212D-60xx	 ASC Abutment	Southern Implants External Hex	SI IB Angulated Screw Channel (ASC) "SFT-EX-40"	ASC-EX-40 (H4.5) ASC-EX-40 (H6) ASC-EX-40 (H8)	TSTZ5-ASC	-	-	32-40

External Hex


Ø5.0 mm Platform interface






Scan flag	Digital lab analogue	Compatible implants	Abutment type	Main library selection	Secondary selection	Tertiary selection (Abutment code)	Retaining screw	TIB Sirona 3rd party software selection	Abutment block / scan body size	Screw torque value (Ncm)
SFT-EX-50	LAD-BA	MSC-BAxx	 SI-BASE Abutment	Southern Implants External Hex	SI BA Si-Base (SIB) "SFT-EX-50"	SIB-EX-50-55C1.5 (H4.5)	3-Series (TSHZ3 / TSSZ3 / TSUZ3)	-	-	32-40
		SIB-EX-50-55C1.5 (H6)								
		SIB-EX-50-55C1.5 (H8)								
BATxx	 TIB Abutment	Southern Implants External Hex	SI BA Ti-Base (TIB) "SFT-EX-50"	TIB-EX-50	3-Series (TSHZ3 / TSSZ3 / TSUZ3)	BO 5.0L	L	32-40		
TIB-EX-50-C1.5										
TIB-EX-50-C3										
MAX-8-xx	 Passive Abutment	Southern Implants External Hex	SI BA Passive (PA) "SFT-EX-50"	SBA16	2 Series (TSHZ2 / TSSZ2 / TSUZ2)	-	-	32-40		
SBA17										

External Hex


Ø6.0 mm Platform interface









Scan flag	Digital lab analogue	Compatible implants	Abutment type	Main library selection	Secondary selection	Tertiary selection (Abutment code)	Retaining screw	TIB Sirona 3rd party software selection	Abutment block / scan body size	Screw torque value (Ncm)
SFT-EX-60	LAD-BBB	BBBTxx BBBT12Dxx BBBT24Dxx MSC-MAX-8-xx MAX-8-xx	 SI-BASE Abutment	Southern Implants External Hex	SI BBB Si-Base (SIB) "SFT-EX-60"	SIB-EX-60-65C1.5 (H4.5) SIB-EX-60-65C1.5 (H6) SIB-EX-60-65C1.5 (H8) SIB-EX-60-65C3 (H4.5) SIB-EX-60-65C3 (H6) SIB-EX-60-65C3 (H8) SIB-NX-60-65C1.5 (H4.5) SIB-NX-60-65C1.5 (H6) SIB-NX-60-65C1.5 (H8) SIB-NX-60-65C3 (H4.5) SIB-NX-60-65C3 (H6) SIB-NX-60-65C3 (H8) SIB-EX-60-75C3 (H4.5) SIB-EX-60-75C3 (H6) SIB-EX-60-75C3 (H8) SIB-EX-60-75C5 (H4.5) SIB-EX-60-75C5 (H6) SIB-EX-60-75C5 (H8) SIB-NX-60-75C3 (H4.5) SIB-NX-60-75C3 (H6) SIB-NX-60-75C3 (H8) SIB-NX-60-75C5 (H4.5) SIB-NX-60-75C5 (H6) SIB-NX-60-75C5 (H8)	3-Series (TSHZ3 / TSSZ3 / TSUZ3)	-	-	32-40
			 TIB Abutment	Southern Implants External Hex	SI BBB Ti-Base (TIB) "SFT-EX-60"	TIB-EX-60 TIB-EX-60-C1.5 TIB-EX-60-C3 TIB-NX-60 TIB-NX-60-C1.5 TIB-NX-60-C3	3-Series (TSHZ3 / TSSZ3 / TSUZ3)	NB RS 6.0L	L	32-40
			 Passive Abutment	Southern Implants External Hex	SI BBB Passive (PA) "SFT-EX-60"	SBBB16 SBBB17	2 Series (TSHZ2 / TSSZ2 / TSUZ2)	-	-	32-40

Deep Conical (DC)


Ø3.0 mm Platform interface







Scan flag	Digital lab analogue	Compatible implants	Abutment type	Main library selection	Secondary selection	Tertiary selection (Abutment code)	Retaining screw	TIB Sirona 3rd party software selection	Abutment block / scan body size	Screw torque value (Ncm)
SFT-DC3 	LAD-DC3 	DCT30xx DCC30xx DCT35xx-12D DCC35xx-12D IVM-DC-30-37xx IV-DC30-37xx	 SI-BASE Abutment	Southern Implants Deep Conical (DC)	SI DC3 Si-Base (SIB) "SFT-DC3"	SIB-DC3-40C1.5 (H4.5) SIB-DC3-40C1.5 (H6) SIB-DC3-40C1.5 (H8) SIB-DC3-40C3 (H4.5) SIB-DC3-40C3 (H6) SIB-DC3-40C3 (H8) SIB-NDC3-40C1.5 (H4.5) SIB-NDC3-40C1.5 (H6) SIB-NDC3-40C1.5 (H8) SIB-NDC3-40C3 (H4.5) SIB-NDC3-40C3 (H6) SIB-NDC3-40C3 (H8) SIB-DC3-45C3 (H4.5) SIB-DC3-45C3 (H6) SIB-DC3-45C3 (H8) SIB-DC3-45C5 (H4.5) SIB-DC3-45C5 (H6) SIB-DC3-45C5 (H8) SIB-NDC3-45C3 (H4.5) SIB-NDC3-45C3 (H6) SIB-NDC3-45C3 (H8) SIB-NDC3-45C5 (H4.5) SIB-NDC3-45C5 (H6) SIB-NDC3-45C5 (H8)	TS-DC3-14	-	-	20
			 CAB Abutment	Southern Implants Deep Conical (DC)	SI DC3 CAB "SFT-DC3"	CAB-DC3	TS-DC3-14	-	-	20
			 TIBs Abutment	Southern Implants Deep Conical (DC)	SI DC3 Narrow Ti-Base (TIBS) "SFT-DC3"	TIBS-DC3-C1.5 TIBS-DC3-C3	TS-DC3-14	FX 3.8 S	S	20
			 Passive Abutment	Southern Implants Deep Conical (DC)	SI DC3 Passive (PA) "SFT-DC3"	PA-DC3 PA-NDC3	PA-DC3-14T	-	-	20

Deep Conical (DC)


Ø4.0 mm Platform interface









Scan flag	Digital lab analogue	Compatible implants	Abutment type	Main library selection	Secondary selection	Tertiary selection (Abutment code)	Retaining screw	TIB Sirona 3rd party software selection	Abutment block / scan body size	Screw torque value (Ncm)
 SFT-DC4	 LAD-DC4	DCT35xx DCC35xx DCT40xx DCC40xx DCR50xx DCT50xx-12D DCC50xx-12D IVM-DC35-45xx IV-DC35-45xx IVM-DC3512D-45xx IV-DC3512D-45xx PT-DC40xx	 SI-BASE Abutment	Southern Implants Deep Conical (DC)	SI DC4 Si-Base (SIB) "SFT-DC4"	SIB-DC4-43C1.5 (H4.5) SIB-DC4-43C1.5 (H6) SIB-DC4-43C1.5 (H8) SIB-DC4-43C3 (H4.5) SIB-DC4-43C3 (H6) SIB-DC4-43C3 (H8) SIB-NDC4-43C1.5 (H4.5) SIB-NDC4-43C1.5 (H6) SIB-NDC4-43C1.5 (H8) SIB-NDC4-43C3 (H4.5) SIB-NDC4-43C3 (H6) SIB-NDC4-43C3 (H8) SIB-NDC4-43C3 (H8) SIB-DC4-48C3 (H4.5) SIB-DC4-48C3 (H6) SIB-DC4-48C3 (H8) SIB-DC4-48C5 (H4.5) SIB-DC4-48C5 (H6) SIB-DC4-48C5 (H8) SIB-NDC4-48C3 (H4.5) SIB-NDC4-48C3 (H6) SIB-NDC4-48C3 (H8) SIB-NDC4-48C5 (H4.5) SIB-NDC4-48C5 (H6) SIB-NDC4-48C5 (H8)	TS-DC4-16	-	-	30
			 CAB Abutment	Southern Implants Deep Conical (DC)	SI DC4 CAB "SFT-DC4"	CAB-DC4	TS-DC4-16	-	-	30
			 TIBs Abutment	Southern Implants Deep Conical (DC)	SI DC4 Narrow Ti-Base (TIBS) "SFT-DC4"	TIBS-DC4-C1.5 TIBS-DC4-C3	TS-DC4-16	FX 3.8 S	S	30
			 TIB Abutment	Southern Implants Deep Conical (DC)	SI DC4 Ti-Base (TIB) "SFT-DC4"	TIB-DC4 TIB-DC4-C1.5 TIB-DC4-C3 TIB-NDC4 TIB-NDC4-C1.5 TIB-NDC4-C3	TS-DC4-16	AT OS 3.5/4.0L	L	30
			 Passive Abutment	Southern Implants Deep Conical (DC)	SI DC4 Passive (PA) "SFT-DC4"	PA-DC4 PA-NDC4	PA-DC4-16T	-	-	30
			 ASC Abutment	Southern Implants Deep Conical (DC)	SI DC4 Angulated Screw Channel (ASC) "SFT-DC4"	ASC-DC4 (H4.5) ASC-DC4 (H6) ASC-DC4 (H8)	TS-DC4-ASC	-	-	30

Deep Conical (DC)


Ø5.0 mm Platform interface








Scan flag	Digital lab analogue	Compatible implants	Abutment type	Main library selection	Secondary selection	Tertiary selection (Abutment code)	Retaining screw	TIB Sirona 3rd party software selection	Abutment block / scan body size	Screw torque value (Ncm)
SFT-DC5 	LAD-DC5 	DCT50xx DCC50xx IVM-DC50-60xx IV-DC50-60xx	 SI-BASE Abutment	Southern Implants Deep Conical (DC)	SI DC5 Si-Base (SIB) "SFT-DC5"	SIB-DC5-55C1.5 (H4.5) SIB-DC5-55C1.5 (H6) SIB-DC5-55C1.5 (H8) SIB-DC5-55C3 (H4.5) SIB-DC5-55C3 (H6) SIB-DC5-55C3 (H8) SIB-NDC5-55C1.5 (H4.5) SIB-NDC5-55C1.5 (H6) SIB-NDC5-55C1.5 (H8) SIB-NDC5-55C3 (H4.5) SIB-NDC5-55C3 (H6) SIB-NDC5-55C3 (H8) SIB-DC5-65C3 (H4.5) SIB-DC5-65C3 (H6) SIB-DC5-65C3 (H8) SIB-DC5-65C5 (H4.5) SIB-DC5-65C5 (H6) SIB-DC5-65C5 (H8) SIB-NDC5-65C3 (H4.5) SIB-NDC5-65C3 (H6) SIB-NDC5-65C3 (H8) SIB-NDC5-65C5 (H4.5) SIB-NDC5-65C5 (H6) SIB-NDC5-65C5 (H8)	TS-DC5-20	-	-	30
			 CAB Abutment	Southern Implants Deep Conical (DC)	SI DC5 CAB "SFT-DC5"	CAB-DC5	TS-DC5-20	-	-	30
			 TIB Abutment	Southern Implants Deep Conical (DC)	SI DC5 Ti-Base (TIB) "SFT-DC5"	TIB-DC5 TIB-DC5-C1.5 TIB-DC5-C3 TIB-NDC5 TIB-NDC5-C1.5 TIB-NDC5-C3	TS-DC5-20	AT OS 4.5/5.0L	L	30
			 Passive Abutment	Southern Implants Deep Conical (DC)	SI DC5 Passive (PA) "SFT-DC5"	PA-DC5 PA-NDC5	PA-DC5-20T	-	-	30

Deep Conical (DC)


Ø5.0 mm (Platform matched) Platform interface










Scan flag	Digital lab analogue	Compatible implants	Abutment type	Main library selection	Secondary selection	Tertiary selection (Abutment code)	Retaining screw	TIB Sirona 3rd party software selection	Abutment block / scan body size	Screw torque value (Ncm)
SFT-DC4 	LAD-DCR5 	Platform matched: DCR50xx	 SI-BASE Abutment	Southern Implants Deep Conical (DC)	SI DCR5 Si-Base (SIB) "SFT-DC4"	SIB-DCR5-55C1.5 (H4,5) SIB-DCR5-55C1.5 (H6) SIB-DCR5-55C1.5 (H8) SIB-DCR5-55C3 (H4,5) SIB-DCR5-55C3 (H6) SIB-DCR5-55C3 (H8)	TS-DC4-16	-	-	30
			 TIB Abutment	Southern Implants Deep Conical (DC)	SI DCR5 Ti-Base (TIB) "SFT-DC4"	TIB-DCR5 TIB-DCR5-C1.5 TIB-DCR5-C3	TS-DC4-16	FX 5.5 L	L	30
			 Passive Abutment	Southern Implants Deep Conical (DC)	SI DCR5 Passive (PA) "SFT-DC4"	PA-DCR5	PA-DC4-16T	-	-	30

M-Series (Internal Hex)


M Platform interface









Scan flag	Digital lab analogue	Compatible implants	Abutment type	Main library selection	Secondary selection	Tertiary selection (Abutment code)	Retaining screw	TIB Sirona 3rd party software selection	Abutment block / scan body size	Screw torque value (Ncm)
 SFT-M	 LAD-M	IM-T37xx IM-T42xx IM-T42-12D IM-T50xx	 SI-BASE Abutment	Southern Implants M-Series (Internal Hex)	SI M Si-Base (SIB) "SFT-M"	SIB-M-43C1.5 (H4.5) SIB-M-43C1.5 (H6) SIB-M-43C1.5 (H8) SIB-M-43C3 (H4.5) SIB-M-43C3 (H6) SIB-M-43C3 (H8) SIB-NM-43C1.5 (H4.5) SIB-NM-43C1.5 (H6) SIB-NM-43C1.5 (H8) SIB-NM-43C3 (H4.5) SIB-NM-43C3 (H6) SIB-NM-43C3 (H8) SIB-M-48C3 (H4.5) SIB-M-48C3 (H6) SIB-M-48C3 (H8) SIB-M-48C5 (H4.5) SIB-M-48C5 (H6) SIB-M-48C5 (H8) SIB-NM-48C3 (H4.5) SIB-NM-48C3 (H6) SIB-NM-48C3 (H8) SIB-NM-48C5 (H4.5) SIB-NM-48C5 (H6) SIB-NM-48C5 (H8)	TS-Z-18	-	-	32
			 CAB Abutment	Southern Implants M-Series (Internal Hex)	SI M CAB "SFT-M"	CAB-M CAB-NM	TS-Z-18	-	-	32
			 TIB Abutment	Southern Implants M-Series (Internal Hex)	SI M Ti-Base (TIB) "SFT-M"	TIB-M TIB-M-C1.5 TIB-M-C3 TIB-NM TIB-NM-C1.5 TIB-NM-C3	TS-Z-18	NB RS 4.3L	L	32
			 Passive Abutment	Southern Implants M-Series (Internal Hex)	SI M Passive (PA) "SFT-M"	PA-EM PA-NM	PA-M-18T	-	-	32
			 ASC Abutment	Southern Implants M-Series (Internal Hex)	SI M Angulated Screw Channel (ASC) "SFT-M"	ASC-M (H4.5) ASC-M (H6) ASC-M (H8)	TS-Z-18-ASC	-	-	20







M-Series (Internal Hex)

Platform matched interface










Scan flag	Digital lab analogue	Compatible implants	Abutment type	Main library selection	Secondary selection	Tertiary selection (Abutment code)	Retaining screw	TIB Sirona 3rd party software selection	Abutment block / scan body size	Screw torque value (Ncm)
SFT-M 	LAD-M-P45 	Platform matched: IM-T50xx	 SI-BASE Abutment	Southern Implants M-Series (Internal Hex)	SI M-P45 Si-Base (SIB) "SFT-M"	SIB-M-PM-48C1.5 (H4.5) SIB-M-PM-48C1.5 (H6) SIB-M-PM-48C1.5 (H8) SIB-M-PM-48C3 (H4.5) SIB-M-PM-48C3 (H6) SIB-M-PM-48C3 (H8) SIB-M-PM-55C3 (H4.5) SIB-M-PM-55C3 (H6) SIB-M-PM-55C3 (H8) SIB-M-PM-55C5 (H4.5) SIB-M-PM-55C5 (H6) SIB-M-PM-55C5 (H8)	TS-Z-18	-	-	32
			 CAB Abutment	Southern Implants M-Series (Internal Hex)	SI M-P45 CAB "SFT-M"	CAB-M-P45	TS-Z-18	-	-	32
			 TIB Abutment	Southern Implants M-Series (Internal Hex)	SI M-P45 Ti-Base (TIB) "SFT-M"	TIB-M-P45	TS-Z-18	NB RS 4.3L	L	32
			 Passive Abutment	Southern Implants M-Series (Internal Hex)	SI M-P45 Passive (PA) "SFT-M"	PA-EM-SP45	PA-M-18T	-	-	32









Scan flag	Digital lab analogue	Compatible implants	Abutment type	Main library selection	Secondary selection	Tertiary selection (Abutment code)	Retaining screw	TIB Sirona 3rd party software selection	Abutment block / scan body size	Screw torque value (Ncm)
SFT-PRO3 	LAD-3M 	MSC-PRO3xx MSC-PRO3xxNF MSC-PRO12D3xx	 SI-BASE Abutment	Southern Implants PROVATA® (Internal Hex)	SI 3M Si-Base (SIB) "SFT-PRO3"	SIB-3M-40C1.5 (H4.5) SIB-3M-40C1.5 (H6) SIB-3M-40C1.5 (H8) SIB-3M-40C3 (4.5) SIB-3M-40C3 (H6) SIB-3M-40C3 (H8) SIB-3NM-40C1.5 (H4.5) SIB-3NM-40C1.5 (H6) SIB-3NM-40C1.5 (H8) SIB-3NM-40C3 (H4.5) SIB-3NM-40C3 (H6) SIB-3NM-40C3 (H8) SIB-3M-45C3 (H4.5) SIB-3M-45C3 (H6) SIB-3M-45C3 (H8) SIB-3M-45C5 (H4.5) SIB-3M-45C5 (H6) SIB-3M-45C5 (H8) SIB-3NM-45C3 (H4.5) SIB-3NM-45C3 (H6) SIB-3NM-45C3 (H8) SIB-3NM-45C5 (H4.5) SIB-3NM-45C5 (H6) SIB-3NM-45C5 (H8)	TS-Z-16	-	-	32
			 TIBs Abutment	Southern Implants PROVATA® (Internal Hex)	SI 3M Narrow Ti-Base (TIBS) "SFT-PRO3"	TIBS-3M-C1.5 TIBS-3M-C3	TS-Z-16	FX 3.8 S	S	32
			 Passive Abutment	Southern Implants PROVATA® (Internal Hex)	SI 3M Passive (PA) "SFT-PRO3"	PA-3EM PA-3NM	PA-M-16T	-	-	32
			 ASC Abutment	Southern Implants PROVATA® (Internal Hex)	SI 3M Angulated Screw Channel (ASC) "SFT-PRO3"	ASC-3M (H4.5) ASC-3M (H6) ASC-3M (H8)	TS-Z-16-ASC	-	-	20









Scan flag	Digital lab analogue	Compatible implants	Abutment type	Main library selection	Secondary selection	Tertiary selection (Abutment code)	Retaining screw	TIB Sirona 3rd party software selection	Abutment block / scan body size	Screw torque value (Ncm)
		PRO4xx MSC-PRO4xx PRO12D4xx MSC-PRO12D4xx PRO5xx MSC-PRO5xx PRO12D5xx MSC-PRO12D5xx PROMAX6xx MSC-PROMAX6xx	 SI-BASE Abutment	Southern Implants PROVATA® (Internal Hex)	SI M Si-Base (SIB) "SFT-M"	SIB-M-43C1.5 (H4.5) SIB-M-43C1.5 (H6) SIB-M-43C1.5 (H8) SIB-M-43C3 (H4.5) SIB-M-43C3 (H6) SIB-M-43C3 (H8) SIB-NM-43C1.5 (H4.5) SIB-NM-43C1.5 (H6) SIB-NM-43C1.5 (H8) SIB-NM-43C3 (H4.5) SIB-NM-43C3 (H6) SIB-NM-43C3 (H8) SIB-M-48C3 (H4.5) SIB-M-48C3 (H6) SIB-M-48C3 (H8) SIB-M-48C5 (H4.5) SIB-M-48C5 (H6) SIB-M-48C5 (H8) SIB-NM-48C3 (H4.5) SIB-NM-48C3 (H6) SIB-NM-48C3 (H8) SIB-NM-48C5 (H4.5) SIB-NM-48C5 (H6) SIB-NM-48C5 (H8)	TS-Z-18	-	-	32
			 CAB Abutment	Southern Implants PROVATA® (Internal Hex)	SI M CAB "SFT-M"	CAB-M CAB-NM	TS-Z-18	-	-	32
			 TIB Abutment	Southern Implants PROVATA® (Internal Hex)	SI M Ti-Base (TIB) "SFT-M"	TIB-M TIB-M-C1.5 TIB-M-C3 TIB-NM TIB-NM-C1.5 TIB-NM-C3	TS-Z-18	NB RS 4.3L	L	32
			 Passive Abutment	Southern Implants PROVATA® (Internal Hex)	SI M Passive (PA) "SFT-M"	PA-EM PA-NM	PA-M-18T	-	-	32
			 ASC Abutment	Southern Implants PROVATA® (Internal Hex)	SI M Angulated Screw Channel (ASC) "SFT-M"	ASC-M (H4.5) ASC-M (H6) ASC-M (H8)	TS-Z-18-ASC	-	-	20



Scan flag	Digital lab analogue	Compatible implants	Abutment type	Main library selection	Secondary selection	Tertiary selection (Abutment code)	Retaining screw	TIB Sirona 3rd party software selection	Abutment block / scan body size	Screw torque value (Ncm)
SFT-M 	LAD-M-P45 	Platform matched: PRO5xx MSC-PRO5xx PRO12D5xx MSC-PRO12D5xx PROMAX6xx MSC-PRO MAX6xx	 SI-BASE Abutment	Southern Implants PROVATA® (Internal Hex)	SI M-P45 Si-Base (SIB) "SFT-M"	SIB-M-PM-48C1.5 (H4.5) SIB-M-PM-48C1.5 (H6) SIB-M-PM-48C1.5 (H8) SIB-M-PM-48C3 (H4.5) SIB-M-PM-48C3 (H6) SIB-M-PM-48C3 (H8) SIB-M-PM-55C3 (H4.5) SIB-M-PM-55C3 (H6) SIB-M-PM-55C3 (H8) SIB-M-PM-55C5 (H4.5) SIB-M-PM-55C5 (H6) SIB-M-PM-55C5 (H8)	TS-Z-18	-	-	32
			 CAB Abutment	Southern Implants PROVATA® (Internal Hex)	SI M-P45 CAB "SFT-M"	CAB-M-P45	TS-Z-18	-	-	32
			 TIB Abutment	Southern Implants PROVATA® (Internal Hex)	SI M-P45 Ti-Base (TIB) "SFT-M"	TIB-M-P45	TS-Z-18	NB RS 4.3L	L	32
			 Passive Abutment	Southern Implants PROVATA® (Internal Hex)	SI M-P45 Passive (PA) "SFT-M"	PA-EM-SP45	PA-M-18T	-	-	32







Scan flag	Digital lab analogue	Compatible implants	Abutment type	Main library selection	Secondary selection	Tertiary selection (Abutment code)	Retaining screw	TIB Sirona 3rd party software selection	Abutment block / scan body size	Screw torque value (Ncm)
 SFT-Z	 LAD-Z	MSC-PRO6xx PROMAX7xx MSC-PROMAX7xx PROMAX8xx MSC-PROMAX8xx PROMAX9xx MSC-PROMAX9xx	 SI-BASE Abutment	Southern Implants PROVATA® (Internal Hex)	SI M-P45 Si-Base (SIB) "SFT-M"	SIB-M-PM-48C1.5 (H4.5) SIB-M-PM-48C1.5 (H6) SIB-M-PM-48C1.5 (H8) SIB-M-PM-48C3 (H4.5) SIB-M-PM-48C3 (H6) SIB-M-PM-48C3 (H8) SIB-M-PM-55C3 (H4.5) SIB-M-PM-55C3 (H6) SIB-M-PM-55C3 (H8) SIB-M-PM-55C5 (H4.5) SIB-M-PM-55C5 (H6) SIB-M-PM-55C5 (H8)	TS-Z-18	-	-	32
			 CAB Abutment	Southern Implants PROVATA® (Internal Hex)	SI Z CAB "SFT-Z"	CAB-Z	TS-Z-18	-	-	32
			 TIB Abutment	Southern Implants PROVATA® (Internal Hex)	SI Z Ti-Base (TIB) "SFT-Z"	TIB-Z TIB-Z-C1.5 TIB-Z-C3 TIB-NZ TIB-NZ-C1.5 TIB-NZ-C3	TS-Z-18	BO 5.0L	L	32
			 Passive Abutment	Southern Implants PROVATA® (Internal Hex)	SI Z Passive (PA) "SFT-Z"	PA-EZ PA-NZ	PA-M-18T	-	-	32

Single Platform (SP1)

Standard Platform interface








Scan flag	Digital lab analogue	Compatible implants	Abutment type	Main library selection	Secondary selection	Tertiary selection (Abutment code)	Retaining screw	TIB Sirona 3rd party software selection	Abutment block / scan body size	Screw torque value (Ncm)
SFT-SP 	LAD-SP 	MSC-SP35xx MSC-SP37xx MSC-SP40xx PT-SP40xx MSC-SP45xx MSC-SP50xx MSC-SP60xx	 SI-BASE Abutment	Southern Implants Single Platform (SP1)	SI SP-PM Si-Base (SIB) "SFT-SP"	SIB-SP-43C1.5 (H4.5) SIB-SP-43C1.5 (H6) SIB-SP-43C1.5 (H8) SIB-SP-43C3 (H4.5) SIB-SP-43C3 (H6) SIB-SP-43C3 (H8) SIB-SP-48C3 (H4.5) SIB-SP-48C3 (H6) SIB-SP-48C3 (H8) SIB-SP-48C5 (H4.5) SIB-SP-48C5 (H6) SIB-SP-48C5 (H8) SIB-NSP-43C1.5 (H4.5) SIB-NSP-43C1.5 (H6) SIB-NSP-43C1.5 (H8) SIB-NSP-43C3 (H4.5) SIB-NSP-43C3 (H6) SIB-NSP-43C3 (H8) SIB-NSP-48C3 (H4.5) SIB-NSP-48C3 (H6) SIB-NSP-48C3 (H8) SIB-NSP-48C5 (H4.5) SIB-NSP-48C5 (H6) SIB-NSP-48C5 (H8)	TS-SP-16	-	-	32
			 TIB Abutment	Southern Implants Single Platform (SP1)	SI SP Ti-Base (TIB) "SFT-SP"	TIB-SP-C1.5 TIB-SP-C3 TIB-NSP-C1.5 TIB-NSP-C3	TS-SP-16	FX 4.5 L	L	32
			 Passive Abutment	Southern Implants Single Platform (SP1)	SI SP Passive (PA) "SFT-SP"	PA-SP	PA-SP-16T	-	-	32
			 ASC Abutment	Southern Implants Single Platform (SP1)	SI SP Angulated Screw Channel (ASC) "SFT-SP"	ASC-SP	TS-SP-16-ASC	-	-	20

Single Platform (SP1)


Platform matched interface








Scan flag	Digital lab analogue	Compatible implants	Abutment type	Main library selection	Secondary selection	Tertiary selection (Abutment code)	Retaining screw	TIB Sirona 3rd party software selection	Abutment block / scan body size	Screw torque value (Ncm)
SFT-SP 	LAD-SP-PM 	Platform Matched: MSC-SP45xx MSC-SP50xx MSC-SP60xx	 SI-BASE Abutment	Southern Implants Single Platform (SP1)	SI SP-PM Si-Base (SIB) "SFT-SP"	SIB-SP-PM-55C1.5 (H4.5) SIB-SP-PM-55C1.5 (H6) SIB-SP-PM-55C1.5 (H8) SIB-SP-PM-55C3 (H4.5) SIB-SP-PM-55C3 (H6) SIB-SP-PM-55C3 (H8) SIB-SP-PM-65C3 (H4.5) SIB-SP-PM-65C3 (H6) SIB-SP-PM-65C3 (H8) SIB-SP-PM-65C5 (H4.5) SIB-SP-PM-65C5 (H6) SIB-SP-PM-65C5 (H8)	TS-SP-16	-	-	32
			 TIB Abutment	Southern Implants Single Platform (SP1)	SI SP Ti-Base (TIB) "SFT-SP"	TIB-SP-PM-C1.5 TIB-SP-PM-C3	TS-SP-16	FX 5.5 L	L	32
			 Passive Abutment	Southern Implants Single Platform (SP1)	SI SP Passive (PA) "SFT-SP"	PA-SP-PM	PA-SP-16T	-	-	32

Internal Octagon (IT)


Ø4.8 mm Platform interface








Scan flag	Digital lab analogue	Compatible implants	Abutment type	Main library selection	Secondary selection	Tertiary selection (Abutment code)	Retaining screw	TIB Sirona 3rd party software selection	Abutment block / scan body size	Screw torque value (Ncm)
 SFT-IT	 LAD-ITS	ITC3xx ITC3xxF ITC4xx ITC4xxF ITT4xx ITT4xxF ITST12D-4xxF ITC5xx ITT5xx ITT5xxF ITST12D-5xxF MAXIT7-xxF	 SI-BASE Abutment	Southern Implants Internal Octagon (IT)	SI IT Si-Base (SIB) "SFT-ITS"	SIB-ITS-48 (H8) SIB-ITS-48 (H6) SIB-ITS-48 (H4.5) SIB-ITS-55C1.5 (H8) SIB-ITS-55C1.5 (H6) SIB-ITS-55C1.5 (H4.5) SIB-ITS-55C3 (H8) SIB-ITS-55C3 (H6) SIB-ITS-55C3 (H4.5) SIB-ITSNE-48 (H8) SIB-ITSNE-48 (H6) SIB-ITSNE-48 (H4.5) SIB-ITSNE-55C1.5 (H8) SIB-ITSNE-55C1.5 (H6) SIB-ITSNE-55C1.5 (H4.5) SIB-ITSNE-55C3 (H8) SIB-ITSNE-55C3 (H6) SIB-ITSNE-55C3 (H4.5) SIB-ITS-60C1.5 (H8) SIB-ITS-60C1.5 (H6) SIB-ITS-60C1.5 (H4.5) SIB-ITSNE-60C1.5 (H8) SIB-ITSNE-60C1.5 (H6) SIB-ITSNE-60C1.5 (H4.5)	TSIT2	-	-	32-40
			 TIB Abutment	Southern Implants Internal Octagon (IT)	SI IT Ti-Base (TIB) "SFT-ITS"	TIB-ITS-C1.5 TIB-ITS-C3 TIB-ITS TIB-ITSNE-C1.5 TIB-ITSNE-C3 TIB-ITSNE	TS-IT-TIB	NB RS 4.3L	L	32-40
			 Passive Abutment	Southern Implants Internal Octagon (IT)	SI IT Passive (PA) "SFT-ITS"	ITS-PA ITS-PA-NE	TS-IT-PA	-	-	32-40







Internal Octagon (IT)


Ø6.5 mm Platform interface










Scan flag	Digital lab analogue	Compatible implants	Abutment type	Main library selection	Secondary selection	Tertiary selection (Abutment code)	Retaining screw	TIB Sirona 3rd party software selection	Abutment block / scan body size	Screw torque value (Ncm)
SFT-IT6 	LAD-IT6 	ITT6xxF MAXIT8-xxF MAXIT9-xxF	 SI-BASE Abutment	Southern Implants Internal Octagon (IT)	SI IT6 Si-Base (SIB) "SFT-IT6"	SIB-IT6-65 (H8) SIB-IT6-65 (H6) SIB-IT6-65 (H4.5) SIB-IT6-75C1.5 (H8) SIB-IT6-75C1.5 (H6) SIB-IT6-75C1.5 (H4.5) SIB-IT6NE-65 (H8) SIB-IT6NE-65 (H6) SIB-IT6NE-65 (H4.5) SIB-IT6NE-75C1.5 (H8) SIB-IT6NE-75C1.5 (H6) SIB-IT6NE-75C1.5 (H4.5)	TSIT2	-	-	32-40
			 TIB Abutment	Southern Implants Internal Octagon (IT)	SI IT6 Ti-Base (TIB) "SFT-IT6"	TIB-ITS6-C1.5 TIB-ITS6-C3 TIB-ITS6 TIB-ITS6NE-C1.5 TIB-ITS6NE-C3 TIB-ITS6NE	TS-IT-TIB	NB RS 6.0L	L	32-40
			 Passive Abutment	Southern Implants Internal Octagon (IT)	SI IT6 Passive (PA) "SFT-IT6"	ITS6-PA ITS6-PA-NE	TS-IT-PA	-	-	32-40


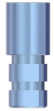






Scan flag	Digital lab analogue	Compatible implants	Abutment type	Main library selection	Secondary selection	Tertiary selection (Abutment code)	Retaining screw	TIB Sirona 3rd party software selection	Abutment block / scan body size	Screw torque value (Ncm)
 SFT-IT	 LAD-ITS	TC3xx ITC3xxF ITC4xx ITC4xxF ITT4xx ITT4xxF ITST12D-4xxF ITC5xx ITT5xx ITT5xxF ITST12D-5xxF MAXIT7-xxF	 SI-BASE Abutment	Southern Implants Tri-Nex®	SI EL 35 Si-Base (SIB) "SFT-EL-35"	SIB-EL-35-43C1.5 (H4.5) SIB-EL-35-43C1.5 (H6) SIB-EL-35-43C1.5 (H8) SIB-EL-35-43C3 (H4.5) SIB-EL-35-43C3 (H6) SIB-EL-35-43C3 (H8) SIB-EL-35-48C3 (H4.5) SIB-EL-35-48C3 (H6) SIB-EL-35-48C3 (H8) SIB-EL-35-48C5 (H4.5) SIB-EL-35-48C5 (H6) SIB-EL-35-48C5 (H8) SIB-EL-35-48C5 (H8) SIB-NL-35-43C1.5 (H4.5) SIB-NL-35-43C1.5 (H6) SIB-NL-35-43C1.5 (H8) SIB-NL-35-43C3 (H4.5) SIB-NL-35-43C3 (H6) SIB-NL-35-43C3 (H8) SIB-NL-35-48C3 (H4.5) SIB-NL-35-48C3 (H6) SIB-NL-35-48C3 (H8) SIB-NL-35-48C5 (H4.5) SIB-NL-35-48C5 (H6) SIB-NL-35-48C5 (H8)	TS-L-18	-	-	32
			 TIB Abutment	Southern Implants Tri-Nex®	SI EL 35 Ti-Base (TIB) "SFT-EL-35"	TIB-EL-35-C1.5 TIB-EL-35-C3 TIB-EL-35 TIB-NL-35-C1.5 TIB-NL-35-C3 TIB-NL-35	TS-L-18	NB RS 3.5L	L	32
			 Passive Abutment	Southern Implants Tri-Nex®	SI EL 35 Passive (PA) "SFT-EL-35"	PA-EL-35 PA-NL-35	PA-L-18	-	-	32
			 ASC Abutment	Southern Implants Tri-Nex®	SI EL 35 Angulated Screw Channel (ASC) "SFT-EL-35"	ASC-EL-35 (H4.5) ASC-EL-35 (H6) ASC-EL-35 (H8)	TS-L-18-ASC	-	-	32








Scan flag	Digital lab analogue	Compatible implants	Abutment type	Main library selection	Secondary selection	Tertiary selection (Abutment code)	Retaining screw	TIB Sirona 3rd party software selection	Abutment block / scan body size	Screw torque value (Ncm)
 SFT-EL-43	 LAD-L-43	IA-LH-43-xx IA-LHS-43-xx IA50-12D-xx	 SI-BASE Abutment	Southern Implants Tri-Nex®	SI EL 43 Si-Base (SIB) *SFT-EL-43"	SIB-EL-43-50C1.5 (H4.5) SIB-EL-43-50C1.5 (H6) SIB-EL-43-50C1.5 (H8) SIB-EL-43-45C1.5 (H4.5) SIB-EL-43-45C1.5 (H6) SIB-EL-43-45C1.5 (H8) SIB-EL-43-45C3 (H4.5) SIB-EL-43-45C3 (H6) SIB-EL-43-45C3 (H8) SIB-EL-43-55C3 (H4.5) SIB-EL-43-55C3 (H6) SIB-EL-43-55C3 (H8) SIB-EL-43-55C5 (H4.5) SIB-EL-43-55C5 (H6) SIB-EL-43-55C5 (H8) SIB-NL-43-45C1.5 (H4.5) SIB-NL-43-45C1.5 (H6) SIB-NL-43-45C1.5 (H8) SIB-NL-43-45C3 (H4.5) SIB-NL-43-45C3 (H6) SIB-NL-43-45C3 (H8) SIB-NL-43-55C3 (H4.5) SIB-NL-43-55C3 (H6) SIB-NL-43-55C3 (H8) SIB-NL-43-55C5 (H4.5) SIB-NL-43-55C5 (H6) SIB-NL-43-55C5 (H8)	TS-L-20	-	-	32-40
			 TIB Abutment	Southern Implants Tri-Nex®	SI EL 43 Ti-Base (TIB) *SFT-EL-43"	TIB-EL-43 TIB-EL-43-C1.5 TIB-EL-43-C3 TIB-NL-43 TIB-NL-43-C1.5 TIB-NL-43-C3	TS-L-20	NB RS 4.3L	L	32-40
			 Passive Abutment	Southern Implants Tri-Nex®	SI EL 43 Passive (PA) *SFT-EL-43"	PA-EL-43 PA-NL-43	PA-L-20	-	-	32-40
			 ASC Abutment	Southern Implants Tri-Nex®	SI EL 43 Angulated Screw Channel (ASC) *SFT-EL-43"	ASC-EL-43 (H4.5) ASC-EL-43 (H6) ASC-EL-43 (H8)	TS-L-20-ASC	-	-	32-40



Scan flag	Digital lab analogue	Compatible implants	Abutment type	Main library selection	Secondary selection	Tertiary selection (Abutment code)	Retaining screw	TIB Sirona 3rd party software selection	Abutment block / scan body size	Screw torque value (Ncm)
 SFT-EL-50	 LAD-L-50	IA-LH-50-xx IA-LHS-50-xx TRI-MAX7-xx	 SI-BASE Abutment	Southern Implants Tri-Nex®	SI EL 50 Si-Base (SIB) "SFT-EL-50"	SIB-EL-43-50C1.5 (H4.5) SIB-EL-43-50C1.5 (H6) SIB-EL-43-50C1.5 (H8) SIB-EL-43-45C1.5 (H4.5) SIB-EL-43-45C1.5 (H6) SIB-EL-43-45C1.5 (H8) SIB-EL-43-45C3 (H4.5) SIB-EL-43-45C3 (H6) SIB-EL-43-45C3 (H8) SIB-EL-43-55C3 (H4.5) SIB-EL-43-55C3 (H6) SIB-EL-43-55C3 (H8) SIB-EL-43-55C5 (H4.5) SIB-EL-43-55C5 (H6) SIB-EL-43-55C5 (H8) SIB-NL-43-45C1.5 (H4.5) SIB-NL-43-45C1.5 (H6) SIB-NL-43-45C1.5 (H8) SIB-NL-43-45C3 (H4.5) SIB-NL-43-45C3 (H6) SIB-NL-43-45C3 (H8) SIB-NL-43-55C3 (H4.5) SIB-NL-43-55C3 (H6) SIB-NL-43-55C3 (H8) SIB-NL-43-55C5 (H4.5) SIB-NL-43-55C5 (H6) SIB-NL-43-55C5 (H8)	TS-L-20	-	-	32-40
			 TIB Abutment	Southern Implants Tri-Nex®	SI EL 50 Ti-Base (TIB) "SFT-EL-50"	TIB-EL-50 TIB-EL-50-C1.5 TIB-EL-50-C3 TIB-NL-50 TIB-NL-50-C1.5 TIB-NL-50-C3	TS-L-20	NB RS 5.0L	L	32-40
			 Passive Abutment	Southern Implants Tri-Nex®	SI EL 50 Passive (PA) "SFT-EL-50"	PA-EL-50 PA-NL-50	PA-L-20	-	-	32-40









Scan flag	Digital lab analogue	Compatible implants	Abutment type	Main library selection	Secondary selection	Tertiary selection (Abutment code)	Retaining screw	TIB Sirona 3rd party software selection	Abutment block / scan body size	Screw torque value (Ncm)
 SFT-EL-60	 LAD-L-60	IA-LH-60-xx TRI-MAX8-xx TRI-MAX9-xx	 SI-BASE Abutment	Southern Implants Tri-Nex®	SI EL 60 Si-Base (SIB) *SFT-EL-60*	SIB-EL-60-65C1.5 (H4.5) SIB-EL-60-65C1.5 (H6) SIB-EL-60-65C1.5 (H8) SIB-EL-60-65C3 (H4.5) SIB-EL-60-65C3 (H6) SIB-EL-60-65C3 (H8) SIB-EL-60-75C3 (H4.5) SIB-EL-60-75C3 (H6) SIB-EL-60-75C3 (H8) SIB-NL-60-65C1.5 (H4.5) SIB-NL-60-65C1.5 (H8) SIB-NL-60-65C3 (H4.5) SIB-NL-60-65C3 (H6) SIB-NL-60-65C3 (H8) SIB-NL-60-75C3 (H4.5) SIB-NL-60-75C3 (H6) SIB-NL-60-75C3 (H8)	TS-L-20	-	-	32-40
			 TIB Abutment	Southern Implants Tri-Nex®	SI EL 60 Ti-Base (TIB) *SFT-EL-60*	TIB-EL-60 TIB-EL-60-C1.5 TIB-EL-60-C3 TIB-NL-60 TIB-NL-60-C1.5 TIB-NL-60-C3	TS-L-20	NB RS 6.0L	L	32-40
			 Passive Abutment	Southern Implants Tri-Nex®	SI EL 60 Passive (PA) *SFT-EL-60*	PA-EL-60 PA-NL-60	PA-L-20	-	-	32-40

Compact Conical (MC)

Ø6.0 mm Platform interface




Scan flag	Digital lab analogue	Compatible implants	Abutment type	Main library selection	Secondary selection	Tertiary selection (Abutment code)	Retaining screw	TIB Sirona 3rd party software selection	Abutment block / scan body size	Screw torque value (Ncm)
SFT-MC-60 	LAD-MCW 	External Hex: ABAMCZxx ABBBMCZx ABBBMC17D-3 ABBBMC30D-4 PROVATA®: MC-Z-x TRI-NEX®: MC-L-50-x DC: MC-DC5-x	 SI-BASE Abutment	Southern Implants Compact Conical (MC)	SI MC 60 Si-Base (SIB) "SFT-MC-60"	SIB-TMCW1 (H4.5) SIB-TMCW1 (H6) SIB-TMCW1 (H8)	1-Series (TSH1/TSS1/ TSU1)	-	-	10-15
			 TIB Abutment	Southern Implants Compact Conical (MC)	SI MC 60 Ti-Base (TIB) "SFT-MC-60"	TIB-MC-60	1-Series (TSH1/TSS1/ TSU1)	-	-	10-15
			 Passive Abutment	Southern Implants Compact Conical (MC)	SI MC 60 Passive (PA) "SFT-MC-60"	PA-MC-60	1-Series (TSH1/TSS1/ TSU1)	-	-	10-15
			 ASC Abutment	Southern Implants Compact Conical (MC)	SI MC 60 Angulated Screw Channel (ASC) "SFT-MC-60"	ASC-TMCW1 (H4.5) ASC-TMCW1 (H6) ASC-TMCW1 (H8)	TST1-ASC	-	-	10-15

Drivers and Screw Information

0.9 mm
External Hex

I-CS-HD/L I-HHD-09 I-WI-09




Hexed
0.9 mm

I-HD-LH

1.22 mm
External Hex Deep Conical SP1 Angled Compact Conical

I-HD-S/M/L I-HHD-22S/M/L I-WI-22S/M/L




Hexed
1.22 mm

I-HD-27-LH

1.27 mm
Internal Hex


I-HD-27S/M/L I-HHD-27S/M/L I-WI-27S/M/L



Hexed
1.27 mm

1.22 / 1.27 mm
Internal Hex External Hex Deep Conical SP1 Angled Compact Conical

I-HD-22U/M/L I-HHD-22US/M/L I-WI-22US/M/L




Hexed
1.22 / 1.27 mm

I-QD-LH

Quad
External Hex Internal Hex

I-QD-S/M/L I-HQD-S/M/L I-WI-QS/M/L



Quad

Drivers and Screw Information

I-BD-LH



Blade

External Hex

I-BD-S/M/L



I-HBDS/M/L



I-WI-BS/M/L



Slotted



I-UD-LH



Unigrip

External Hex

TRI-NEX®

I-UGI-S/M/L



I-HUG-S/M/L



I-WI-UG-S/M/L



Unigrip



I-SCS-LH



Torx


External Hex

IT

I-SCS-S/M/L



I-HSCS-S/M/L



I-WI-SCS-S/M/L



Torx



I-HASC-M

I-HD-ASC-M/L



I-HASC-M/L



I-WI-ASC-M/L



Torx-6



ASC

I-AD-LH



Compact Conical

I-AD



I-HAD



I-WI-A



Compact conical



Instrument Information

Ratchet and Torque Attachment Wrench

I-TWS



I-TWS-B45 maximum torque 45 Ncm



I-TWS Assembled

I-TWS-B100 maximum torque 100 Ncm



Wrench Insert Converters

I-FME-XS / M / L



Fixture Mount extension (hex top)

I-WI-C-S / L




Converts a hand-piece/latch driven instrument with W&H hex to fit a Southern torque/ratchet wrench

I-WI-CST



For Handpiece (latch-type) inserts featuring the W&H hex

I-WI-SS



For SQUARE connection of fixture mounts and instruments

I-WI-SH



For HEX connection of fixture mounts

I-WI-SL



For Handpiece inserts (Latch-type) without the W&H hex

For more information scan the below



to contact your Southern Implants Representative
or visit southernimplants.com



South Africa – Headquarters 1 Albert Road, Irene, RSA
T: +27-12-667-1046 | E: info@southernimplants.com

EC REP

Southern Implants Europe AB Holmgatan 30, S-791 71, Falun, Sweden
E: ecrep@southernimplants.com

Subsidiaries

Australia

Southern Implants Australia
T: +61-2-8076-9337
E: info@southernimplants.com.au

Spain and Portugal

Southern Implants Ibérica
T: +34-935-053-507
E: info@southernimplants.com.es

United Kingdom and Ireland

Southern Implants UK
T: +44-20-805-94490
E: info@southernimplants.com.uk

USA and Canada

Southern Implants North America Inc.
T: +1-561-472-0990
E: customer-care@southernimplants.com

**Southern Implants® are distributed world-wide, please visit southernimplants.com for a list of Distributors.
For the latest and full assortment of Southern Implant products, visit our current resources library at southernimplants.com.**