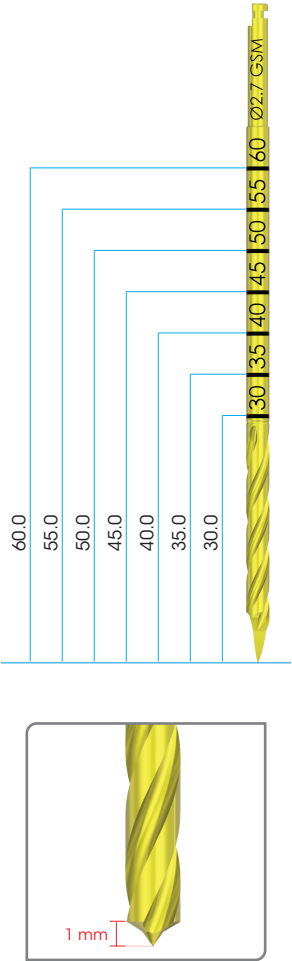























Zygomatic Drill Information

DRILL MARKINGS	Pilot Drills	Ø2.4 mm	Ø2.7 mm	Ø2.9 mm	Ø3.5 mm	Counter-Sink (Ø3.4 mm)	Side Cutting
 <p>60.0 55.0 50.0 45.0 40.0 35.0 30.0</p> <p>30 35 40 45 50 55 60 Ø2.7 GSM</p> <p>1 mm</p>	<p>D-3SPADE-ZYG</p>  <p>D-ZYG-RB</p> 	<p>D-ZYG-24ST-GSS</p>  <p>D-ZYG-24ST-GSM</p>  <p>D-ZYG-24ST-GSL</p> 	<p>D-ZYG-27</p>  <p>D-ZYG-27S</p>  <p>D-ZYG-CH-27</p>  <p>D-ZYG-CH-27S</p>  <p>D-ZYG-27ST-GSL</p>  <p>D-ZYG-27ST-GSM</p> 	<p>D-ZYG-29</p>  <p>D-ZYG-29S</p>  <p>D-ZYG-CH-29</p>  <p>D-ZYG-CH-29S</p> 	<p>D-ZYG-35</p>  <p>D-ZYG-35S</p>  <p>D-35TM15</p> 	<p>D-ZYG-CS</p>  <p>D-ZYG-CS-S</p> 	<p>CHD-CM</p> 

CAUTION:
 When drilling close to crucial anatomical landmarks, consider that the drill preparation site may be up to 1 mm deeper than the corresponding implant length.

Images are for illustration purposes only and do not necessarily accurately represent the product. Not all products are cleared for sale in all countries.

SOUTHERNIMPLANTS.COM