













Equator Overdenture Abutments

Overdenture abutments are used to stabilise an overdenture on implants.

EXTERNAL HEX Range			PROVATA® / M-Series		DC (Deep Conical) Range		
EQ-IP	EQ-IBN	EQ-IB	EQ-3M	EQ-M	EQ-DC3	EQ-DC4	EQ-DC5
							
Ø3.0 Torque: 20 Ncm	Ø3.25 Torque: 20 - 25 Ncm	Ø4.0 Torque: 20 - 25 Ncm	Ø3.3 Torque: 20 Ncm	Ø3.75, Ø4.2, Ø5.0 M Series Ø4.0, Ø5.0, Ø6.0 PROVATA® Torque: 20 - 25 Ncm	Ø3.0 Torque: 10 - 15 Ncm	Ø4.0 Torque: 20 Ncm	Ø5.0 Torque: 20 - 25 Ncm
EQ-IP-2	EQ-IBN-2	EQ-IB-2	EQ-3M-2	EQ-M-2	EQ-DC3-2	EQ-DC4-2	EQ-DC5-2
EQ-IP-4	EQ-IBN-4	EQ-IB-4	EQ-3M-4	EQ-M-4	EQ-DC3-4	EQ-DC4-4	EQ-DC5-4
EQ-IP-6	EQ-IBN-6	EQ-IB-6	EQ-3M-6	EQ-M-6	EQ-DC3-6	EQ-DC4-6	EQ-DC5-6

TRI-NEX® Range			IT (Internal Octagon) Range
			
Ø3.5 Torque: 20 - 25 Ncm	Ø4.3 Torque: 20 - 25 Ncm	Ø5.0 Torque: 20 - 25 Ncm	Ø4.8 Torque: 20 - 25 Ncm
Z-EQ-131TN351	Z-EQ-131TN431	Z-EQ-131TN51	Z-EQ-131IT481
Z-EQ-131TN352	Z-EQ-131TN432	Z-EQ-131TN52	Z-EQ-131IT482
Z-EQ-131TN353	Z-EQ-131TN433	Z-EQ-131TN53	Z-EQ-131IT483
Z-EQ-131TN354	Z-EQ-131TN434	Z-EQ-131TN54	
Z-EQ-131TN355	Z-EQ-131TN435	Z-EQ-131TN55	
Z-EQ-131TN356	Z-EQ-131TN436	Z-EQ-131TN56	
Z-EQ-131TN357	Z-EQ-131TN437	Z-EQ-131TN57	

Drivers



Z-EQ25
EQ Abutment 1.25mm Driver



I-QDI-S / M / L
Handheld



I-HQD-S / M / L
Handpiece insert

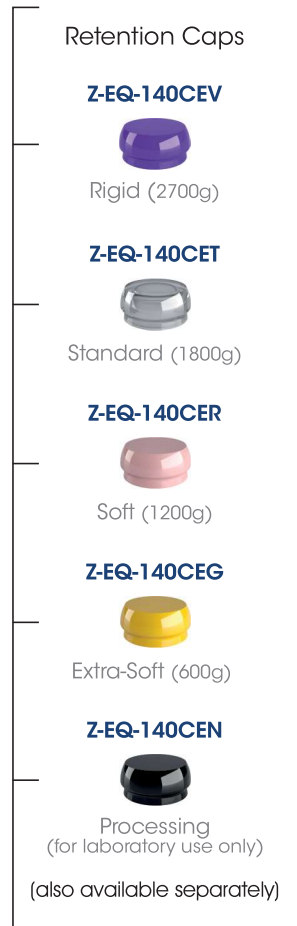


I-WI-QS / M / L
Wrench insert

NOTE: select the Equator abutment with the appropriate cuff height.

Equator Overdenture Abutments

PROSTHETIC WORKFLOW



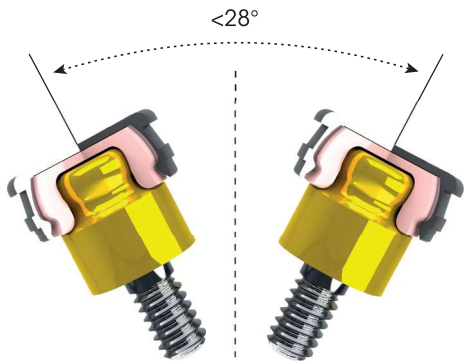
INSTRUMENT KIT (2 piece)



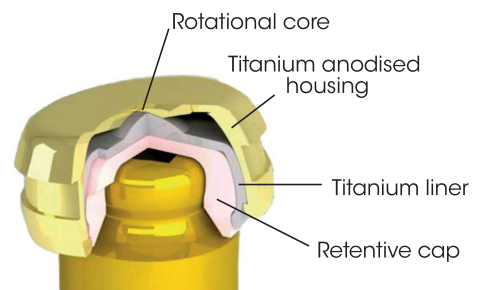
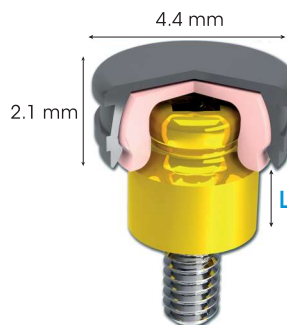
PROCESSING AID



DEGREE OF DIVERGENCE



DIMENSIONS



Images are for illustration purposes only and do not necessarily accurately represent the product. Not all products are cleared for sale in all countries.

SOUTHERNIMPLANTS.COM