


# TRI-NEX 04.3mm Tapered & Parallel Walled Implants - Drill Sequence

## Tapered (IA-LH-43)


### Soft Bone

D-3Spade  
Ø2.0mm  
Ø3.5mm  
Ø4.3mm




### Medium Bone

D-3Spade  
Ø2.0mm  
Ø3.5mm  
Ø4.3mm



### Dense Bone

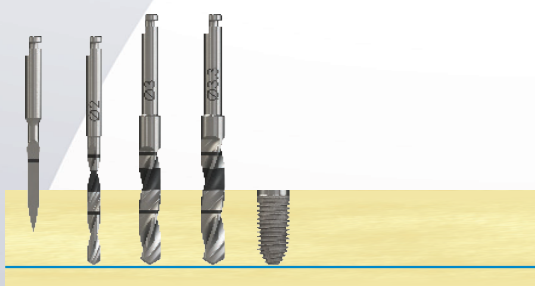
D-3Spade  
Ø2.0mm  
Ø3.5mm  
Ø4.3mm  
D-TAP-L-43



## Parallel Walled (IA-LHS-43)


### Soft Bone

D-3Spade  
Ø2.0mm  
Ø3.0mm  
Ø3.3mm



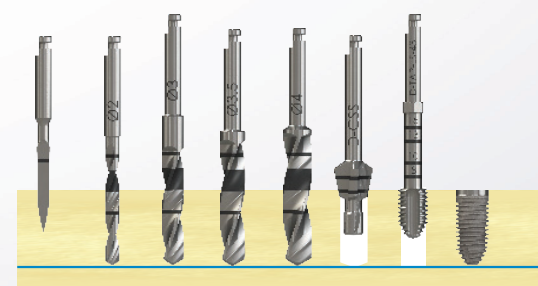
### Medium Bone

D-3Spade  
Ø2.0mm  
Ø3.0mm  
Ø3.5mm



### Dense Bone

D-3Spade  
Ø2.0mm  
Ø3.0mm  
Ø3.5mm  
Ø4.0mm  
D-CSS  
D-TAP-L-43



NOTE: Site preparation Sequence recommended by Southern Implants does not replace the judgement and experience of the surgeon.  
(illustration is for 10mm implants.)



**SOUTHERNIMPLANTS**

Innovative Treatment Solutions

[www.southernimplants.com](http://www.southernimplants.com)